



GOVERNMENT GAZETTE

OF THE

REPUBLIC OF NAMIBIA

N\$17.64

WINDHOEK - 7 March 1997

No. 1512

CONTENTS

Page

GOVERNMENT NOTICE

No. 42 Amendment of the Road Traffic Regulations..... 1

Government Notice

MINISTRY OF WORKS, TRANSPORT AND COMMUNICATION

No. 42

1997

AMENDMENT OF THE ROAD TRAFFIC REGULATIONS

The Minister has under section 165 of the Road Traffic Ordinance, 1967 (Ordinance 30 of 1967), made the regulations as set out in the Schedule.

SCHEDULE

1. In these regulations "the Regulations" means the Road Traffic Regulations promulgated under Government Notice 95 of 1967, as amended by Government Notices 88 of 1968; 97 and 123 of 1969; 130 of 1970; 176 of 1971; 51, 56, 58, 90, 144, 158 and 159 of 1972; 42, 124 and 164 of 1973; 30, 31, 135 and 238 of 1974; 1, 68, 87, 175, 214, 272, 310 and 341 of 1975; 214 and 400 of 1976; 61, 376 and 404 of 1977; 215 and 280 of 1978; 38 and 41 of 1979; AG. 131, AG. 137 and AG. 141 of 1981; AG. 8, AG. 9, AG. 151 and AG. 152 of 1982; AG. 123 and AG. 133 of 1983; AG. 2, AG. 56 and AG. 60 of 1984; 78 of 1985; 47 of 1990; 95 and 96 of 1992; 48 and 102 of 1993; Act 1 of 1994; and 190 of 1996.

2. The following Chapter is hereby substituted for Chapter XII.

"CHAPTER XII ROAD TRAFFIC SIGNS

Definitions

152. For the purposes of this Chapter, unless the context otherwise indicates -

"abnormal vehicle" means any vehicle which is operated under a written exemption granted in terms of section 170 of the Ordinance;

"agricultural vehicle" means a vehicle designed or adapted solely for agricultural activities and includes a tractor but does not include a goods vehicle;

"authorised vehicle" means any motor vehicle identified by means of -

- (a) a registration plate;
- (b) an authorised symbol or name on the vehicle; or
- (c) an authorised disc affixed to the inside of the windscreen of the vehicle,

and the identification of which is thereby compatible with that displayed on the appropriate road traffic sign by a competent authority;

"construction vehicle" means any vehicle used in connection with construction and maintenance of roads and buildings;

"delivery vehicle" means a goods vehicle, motor cycle, motor tricycle or motor quadrucycle in the process of being loaded or unloaded;

"high occupancy vehicle" means a motor vehicle in which the number of occupants equals or exceeds the number indicated on an appropriate road traffic sign;

"junction" means that portion of an intersection contained within the prolongation of the lateral limits of the intersecting roadways and such junctions shall include any portion of the roadway between such lateral limits, and any stop or yield line marking which is painted at such intersection;

"midibus" means a bus which is designed or adapted solely for the conveyance of not more than 35 persons, excluding the driver;

"rickshaw" means a vehicle with two wheels designed to be pulled by a person;

"selective restriction sign" means a regulatory sign which comprises of a two part message which is such that the lower message modifies or qualifies the significance of the upper message;

"South African Road Traffic Signs Manual" means the South African Road Traffic Signs Manual which shall be available for inspection during office hours at the offices of the Under Secretary for Transport, Ministry of Works, Transport and Communication, Windhoek;

"taxi" means a motor car, motor tricycle or motor quadrucycle which is designed or adapted for the conveyance of up to nine persons, including the driver, and is operating for reward;

"tour bus" means a minibus, midibus or a bus which is operated by or leased to a tour operator and which is solely or principally used to convey tourists;

"traffic circle" means a junction which contains a traffic or painted island around which a road user shall travel in a clockwise direction;

"variable message sign" means a road traffic sign which is capable of varying its message by manual or remote control to display a different message to the message last displayed and the road traffic sign may be light reflecting or light emitting;

"zig-zag-zone" means that section of a roadway delineated by a zig-zag-zone marking line marking RM11.

Purpose, classification and types of road traffic signs

153. (1) A road traffic sign shall have one of the following purposes:

- (a) Regulatory, that is a road traffic sign which directs a road user to take or not to take specific action.
- (b) Warning, that is a road traffic sign calling attention to conditions on a public road which are dangerous or potentially dangerous to road users.
- (c) Guidance or information, that is a road traffic sign indicating a destination, direction, distance, amenity, facility, place of interest, tourist attraction or location, or any combination of these, or a road traffic sign which imparts general information or advice to road users.

(2) Road traffic signs shall be divided as follows:

- (a) Class I: Road signs -
 - (i) regulatory signs -
 - (aa) control signs;
 - (bb) command signs;
 - (cc) prohibition signs;
 - (dd) reservation signs;

- (ee) comprehensive signs;
- (ff) exclusive secondary signs;
- (gg) derestriction signs;
- (ii) warning signs -
 - (aa) advance warning signs -
 - (aaa) road layout signs;
 - (bbb) direction of movement signs;
 - (ccc) symbolic signs;
 - (bb) hazard marker warning signs;
- (iii) guidance signs -
 - (aa) location signs;
 - (bb) route marker signs;
 - (cc) direction signs;
 - (dd) freeway direction signs;
 - (ee) tourism signs;
 - (ff) diagrammatic signs;
- (iv) information signs;
- (b) Class II: Road markings -
 - (i) regulatory markings -
 - (aa) transverse regulatory markings;
 - (bb) longitudinal regulatory markings;
 - (ii) warning markings;
 - (iii) guidance markings;
- (c) Class III: Road signals -
 - (i) regulatory signals -
 - (aa) traffic signals -

- (aaa) vehicular light signals;
- (bbb) pedestrian light signals;
- (bb) red flashing signal;
- (cc) overhead lane direction control signals;
- (dd) other regulatory signals;
- (ii) warning signals -
 - (aa) warning flashing signals;
 - (bb) warning flag signals.

(3) A regulatory, warning, guidance or information road traffic sign for which a temporary sign number is allocated may be used in the temporary sign colours as prescribed by regulation 154(5)(b): Provided that this provision shall not apply to any control regulatory sign, location guidance sign or tourism guidance sign.

- (4) (a) When no specific symbol is available for the regulatory or warning message required, a word message may be used on the background of a regulatory or warning sign of standard shape, size and colour, and the letters used shall be black semi-matt on a white or yellow background and white on a blue background.
- (b) The lettering shall substantially conform to one of the standard letter styles detailed in the South African Road Traffic Signs Manual and shall be of a maximum size permitted by the space available and the message to be displayed, but shall not be less than 70 millimetres in height.

Dimensions and colours for manufacture of road traffic signs

154. (1) (a) The minimum external dimensions in millimetres of regulatory and warning signs are given in relation to the speed limit in kilometres per hour pertaining to the section of public road on which the signs are erected: Provided that a tolerance not exceeding five per cent below such minimum dimension shall be permissible.
- (b) The minimum dimensions and speed referred to in subregulation (1) shall, subject to paragraph (c), be -
- (i) for circular regulatory signs as shown in the table below:

SIGN TYPE					
Speed limit		0 - 60	61 - 80	81 -100	101 -120
Diameter	General	600	900	1 200	1 200
	Overhead	900	1 200	1 200	1 600
	Parking and stopping	450	900	1 200	1 200

Provided that -

- (aa) a stop sign shall be the same size as a circular sign except for a sign used by a scholar patrol which may be a minimum of 450 millimetres in diameter;
 - (bb) a sign for pedestrians and cyclists may be a minimum of 300 millimetres in diameter; and
 - (cc) a keep left sign used on the vertical face of a bollard may be a minimum of 300 millimetres in diameter;
- (ii) for triangular regulatory and warning signs as shown in the table below:

Speed limit	0 - 60	61 - 80	81 - 100	101 -120
Side length	900	1 200	1 200	1 500

- (iii) for rectangular regulatory signs as shown in the table below:

SIGN TYPE					
Speed limit		0 - 60	61 - 80	81 -100	101 -120
Height x width	General	600 x 450	900 x 675	1 200 x 900	1 200 x 900
	Overhead	900 x 675	1 200 x 900	1 200 x 900	600 x 1 200
	Parking and stopping	445 x 338	900 x 675	1 200 x 900	1 200 x 900
	Bus and minibus stop	450 x 225	600 x 300	800 x 400	900 x 450

Provided that a one way roadway sign shall be of a minimum height of 450 millimetres and a minimum width of 600 millimetres.

(c) The following signs shall be of the minimum dimensions as follows:

(i) That the part of signs R1.3 and R1.4 containing the number shall be of the same size as one side of stop sign R1.

(ii) The lower part of sign R2.1 shall be as shown in the table below:

Speed limit	0 - 60	61 - 80	81 - 100	101 - 120
Height x width	300 x 225	450 x 338	600 x 450	750 x 563

(iii) Sign R5 shall be of a minimum side length of 450 millimetres.

(iv) An exclusive secondary message sign shall be of the same length as the diameter or width of the upper sign in the sign combination.

(v) Signs W401 and W402 shall be of the minimum dimensions as shown in the table below:

Speed limit	0 - 60	61 - 80	81 - 100	101 - 120
Height x width	600 x 150	600 x 150	800 x 200	800 x 200

(vi) Signs W403 and W404 shall be of the minimum dimensions as shown in the table below:

Speed limit	0 - 60	61 - 80	81 - 100	101 - 120
Height	800	1 200	1 200	1 200

(vii) Signs W405 to W410 shall be of the minimum dimensions as shown in the table below:

Speed limit	0 - 60	61 - 80	81 - 100	101 - 120
Height	450	450	450	450

(viii) Sign TW411 shall be of the minimum dimensions as shown in the table below:

Speed limit	0 - 60	61 - 80	81 - 100	101 - 120
Height x width	200 x 1 200	300 x 1 800	400 x 2 400	400 x 2 400

(ix) Sign TW412 shall be of the minimum dimensions as shown in the table below:

Speed limit	0 - 60	61 - 80	81 - 100
Height x width	450 x 900	600 x 1 200	600 x 1 200

- (2) (a) The minimum width of a continuous longitudinal road marking shall be 100 millimetres: Provided that a tolerance not exceeding 10 percent below such minimum dimension shall be permissible.
- (b) The minimum length of a continuous longitudinal road marking module shall be nine metres on a public road in an urban area and 12 metres on any other public road: Provided that this provision shall not apply to such marking used to mark the edge of a painted island.
- (c) The minimum width of a transverse road marking shall be -
- (i) for road marking RTMI in an urban area, 300 millimetres and in any other area, 500 millimetres;
 - (ii) for road marking RTM2 in an urban area, 200 millimetres and in any other area, 300 millimetres;
 - (iii) for road marking RTM4, 2 400 millimetres;
 - (iv) for road marking GM5, 300 millimetres; or
 - (v) for any other transverse road marking, 100 millimetres.
- (3) The minimum diameter of any disc light signal of a traffic signal shall be 210 millimetres: Provided that a tolerance not exceeding 10 percent below such minimum dimension shall be permissible.
- (4) The specific dimensions of a road traffic sign and of the letter styles and symbols used on such sign shall be substantially in conformity with the requirements laid down in the South African Road Traffic Signs Manual.
- (5) (a) The colours of a road traffic sign shall be as indicated in Schedule 2.
- (b) Where a temporary version of a road sign is provided for by means of a temporary number allocated to such sign, the colour of such sign shall be, unless otherwise indicated in Schedule 2, altered so that -
- (i) a white symbol, letter or border becomes black semi-matt and any superimposed black symbol becomes white retro-reflective;
 - (ii) the yellow symbol on signs R302 and R303 and any yellow letters, numerals or punctuation marks become black semi-matt;
 - (iii) a white, blue or green background becomes yellow retro-reflective:

Provided that:

- (aa) a red border or other areas remain red except that -
 - (aaa) the border of a temporary diagrammatic sign or high visibility sign becomes black semi-matt;
 - (bbb) the red areas on signs W401, W402 and W405 to W410 become black semi-matt;
- (bb) the superimposed coloured portions of symbols on signs R126, R232, R316, R321, R322 (Nam), R316P, R321P, R322P (Nam), W301, W302 and W303 remain as they are;
- (cc) any other yellow symbol stays yellow but is surrounded by a thin black semi-matt border.
- (c) Where only a temporary version of a road sign is provided for, it shall conform to the temporary colours referred to in paragraph (b).
- (6) Where a road traffic sign is required to be any specific colour or colours, such colours shall be in conformity with the following specifications published by the South African Bureau of Standards:
 - (a) For red, orange, yellow, green, blue, purple, white and brown retro-reflective material and for red, orange, yellow, green, blue, purple, white, grey, black and brown paint, the coefficient of retro-reflection, the colour, luminance factor and specular gloss, as the case may be, prior to weathering, contemplated in the Standard Specification for Road Signs: SABS 1519 - 1990.
 - (b) For yellow, white, black and red road marking material and golden yellow paint, Standard Specification for Paint: SABS 1091 - 1975.
 - (c) For red, yellow, clear and green roadstuds, Standard Specification for Roadstuds: SABS 1442 - 1987.
 - (d) For red, yellow and green illuminated traffic signals, Standard Specification for Traffic Lights: SABS 1459 - 1988.
- (7) If a road traffic sign is displayed with a colour which differs in shade from the colour specified in subregulation (6), the validity of such sign shall, in the absence of proof of prejudice, not be affected thereby.
- (8) The reverse side of a road sign, other than a road sign with an aluminium background, shall be grey, except that, irrespective of the material of manufacture, the reverse side of a stop sign shall be white semi-matt.
- (9) Subject to the provisions of this Chapter, the colour of the standard or post specifically erected for the display of a road sign shall, where the standard or post is -

- (a) of steel, be grey: Provided that if the steel has been treated this requirement shall not apply;
- (b) of wood, be the colour of the wood as treated;
- (c) of concrete, be the natural colour of the concrete,

and in the case of a traffic signal the standard or post shall be golden yellow.

(10) Light reflecting variable message road signs shall conform to the dimensional and colour requirements in this regulation.

- (11) (a) Light emitting variable message road signs may be used to display a regulatory, warning, guidance or information message.
- (b) Any light emitting variable message road sign which conveys a regulatory or warning message shall display the message -
 - (i) in the same shape as the equivalent standard sign;
 - (ii) with an illuminated red or white border as the case may be; and
 - (iii) with an illuminated message in white letters, numbers or symbols on a semi-matt black background.
- (c) A combination of a standard road sign and variable message road sign may be used.

(12) Retro-reflective material referred to in subregulation (6)(a) shall bear a permanent mark to identify the class and the manufacturer of such material.

Manner of display of road signs and road signals

155. (1) Subject to the provisions of this Chapter, a road sign or a road signal referred to in regulation 153(2) shall -

- (a) be displayed on a public road where its significance is applicable, to face oncoming traffic;
 - (b) be placed in a position and at a height which is the most advantageous with regard to the design, alignment and other features of the public road concerned;
 - (c) be displayed essentially in conformity with the South African Road Traffic Signs Manual.
- (2) A temporary road sign shall only be used for a temporary condition.

(3) Where an association or club is authorised to display a road traffic sign as referred to in section 100(5) of the Ordinance, no badge or other token on any road sign so displayed shall be outside the outline of such road sign: Provided that in any case where this is not possible, it shall be in the immediate proximity to the junction

of the road sign with the standard or post and contained in an area not exceeding 10 percent of the area of the face of such sign: Provided further that in all other cases the badge or token may be placed where space is available on the road sign, preferably in a corner but the nearest edge of the badge or token shall not be more than 100 millimeters from the edge of the road sign.

(4) If a road traffic sign or traffic signal is mounted over a portion of the roadway, the minimum clearance between the underside of the sign or traffic signal and the road surface shall be five comma two metres.

(5) In the case where two road traffic signs are in conflict with one another-

- (a) a temporary road traffic sign shall take precedence over any other sign;
- (b) subject to paragraph (a), a control regulatory sign shall take precedence over any other sign;
- (c) a bus, midibus or minibus reservation sign R301, R310 or R311 shall take precedence over a parking or stopping sign including a no parking and no stopping sign.

(6) (a) A road traffic sign may be used in combination with another road traffic sign on the same post to -

- (i) selectively restrict the application of the road traffic sign;
- (ii) improve the comprehension of the sign by means of supplementary information;
- (iii) improve the conspicuousness of the road traffic sign.

(b) The combinations referred to in paragraph (a) shall not comprise of combinations of permanent and temporary signs.

(7) (a) A regulatory sign, except a control regulatory sign, may be displayed as a selective restriction sign.

(b) Examples of selective restriction signs are illustrated in Section H of the Regulatory Signs of Schedule 2.

(8) (a) A road traffic sign may be supplemented in order to improve the comprehension of such sign by -

- (i) in the case of a regulatory sign or signal or warning sign, the addition below the sign of an information or supplementary plate;
- (ii) the inclusion of a regulatory or warning sign in a guidance sign.

- (b) Examples of regulatory combination signs are illustrated in Section 1 of the Regulatory Signs of Schedule 2, and of warning combination signs in Section C of the Warning Signs of Schedule 2.
- (9) (a) The conspicuousness of a road sign may be improved by -
 - (i) displaying such sign on a high visibility background;
 - (ii) displaying such sign in combination with one or more yellow flashing signals;
 - (iii) internal or external illumination.
- (b) The colours of a high visibility background sign shall be -
 - (i) for a permanent sign white retro-reflective for the background and red retro-reflective for the border;
 - (ii) for a temporary sign yellow retro-reflective for the background and black semi-matt for the border.
- (c) Examples of high visibility regulatory signs are illustrated in Sections H and I of the Regulatory Signs of Schedule 2, and of high visibility warning signs in Section C of the Warning Signs of that Schedule.

(10) When a continuous longitudinal road marking is used in combination with roadstuds, small breaks in the continuity of the road marking may occur to accommodate such roadstuds.

Signs regulating parking

156. (1) A regulatory sign relating to the parking of a vehicle shall be displayed at each end and on that side of a portion of a public road where the significance of such sign is to be applicable: Provide that -

- (a) no junction shall be included in any such section of a public road;
- (b) any other regulatory road traffic sign may be displayed within any such junction in which event such regulatory road traffic sign shall prevail over any sign relating to the parking of a vehicle;
- (c) in respect of any section of a public road which lies between the nearest intersecting public roads and which does not exceed 75 metres in length, parking may be prohibited or restricted in such section by displaying only one appropriate sign;
- (d) where the significance of such sign is to apply to any portion of a public road other than the side of such public road, such sign may be displayed on that portion of such public road to which its significance is to apply or on any traffic island or other raised area surrounded by the roadway of such public road adjacent to such portion and in such case

its significance shall apply to any parking bay demarcated within a distance of 500 millimetres from such sign and if that bay is one of several demarcated parking bays adjoining one another, to all such adjoining parking bays within a distance of 75 metres from such sign and, for the purposes of this paragraph, parking bays demarcated within two and a half metres of each other shall be deemed to be adjoining parking bays.

(2) A regulatory sign prohibiting or restricting the stopping of a vehicle shall be displayed at each end and on that side of the section of a public road where the significance thereof is applicable: Provided that -

- (a) no junction shall be included in any such section of public road; or
- (b) in respect of any section of a public road which lies between the nearest intersecting public roads and which does not exceed 75 metres in length, stopping may be prohibited or restricted in such section by displaying only one appropriate sign.

(3) A regulatory sign relating to the parking or stopping of a vehicle may, unless it is displayed with the face parallel to the lateral line of the public road, display a similar sign on the reverse side.

Authority to enter premises contrary to regulatory sign

157. Where a regulatory sign applies which reserves a public road or portion of a public road for a specific category of vehicle, the driver of a vehicle, other than a driver of a vehicle of the class referred to by such sign, may only cross such public road, or the portion of such public road, if -

- (a) he or she cannot otherwise enter or leave any premises adjacent to such road or portion of road; and
- (b) it is safe to do so.

Prohibition on advertising material on or attached to road traffic sign or used in advertisement

158. (1) No person shall display or allow to display any advertising material on or attached to a road traffic sign except -

- (a) that a single advertisement may be displayed on each side of a street name sign GL I or a suburb name sign GL2 in combination with such signs;
- (b) that the manufacturer of such sign may display his or her name at the back of that sign; or
- (c) in the circumstances referred to in section 100(7) of the Ordinance:

Provided that it shall be displayed substantially in conformity with the South African Road Traffic Signs Manual.

(2) No person shall use a road traffic sign in an advertisement where such advertisement is visible for a road user while travelling on a public road.





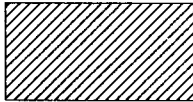
Transitional provisions relating to colours of road traffic signs

159. (1) A road traffic sign which could, prior to the commencement of this Chapter, validly be displayed in terms of the Ordinance, may, notwithstanding the provisions of this Chapter, be displayed on a public road until 31 December 2000.

(2) A road traffic sign contemplated in subregulation (1) has the same meaning assigned to a corresponding road traffic sign in Schedule 2: Provided that a stop sign R1 which could have been displayed prior to the commencement of this Chapter shall, when it is displayed as a 3-way or 4-way stop sign, have the same significance as stop signs R1.3 and R1.4, respectively, as indicated in Schedule 2."

3. The following Schedule is hereby substituted for Schedule 2:

Key to Colour Coding

White**Black****Red****Yellow****Brown****Blue****Green****Orange****Grey**

"SCHEDULE 2

ROAD TRAFFIC SIGNS

CLASS I: ROAD SIGNS


Regulatory Signs

Regulatory signs shall be classified as follows:


- A Control signs
- B Command signs
- C Prohibition signs
- D Reservation signs
- E Comprehensive signs
- F Exclusive secondary signs
- G Derestriction signs

A. Control Signs:**R1 : Stop sign:****COLOURS:**

Border & legend: White retro-reflective
Background: Red retro-reflective
Back of sign: White semi-matt




- a) Indicates to the driver of a vehicle that he or she shall stop his or her vehicle with its front end in line with such sign, or if stop line RTM1 is used in conjunction with such sign, immediately behind such stop line, and that such driver shall not proceed until it is safe to do so.
- (b) This sign shall also be used for the purpose of a scholar patrol referred to in section 100(4) of the Ordinance and -
 - (i) shall in addition to its ordinary significance indicate, while it is suspended over the roadway at right angles to the kerb line by a member of a scholar patrol, that the driver of a vehicle shall stop such vehicle in front thereof or immediately behind the yield line RTM2 in conjunction with which such sign is used, and remain stationary until the sign is no longer displayed;
 - (ii) shall be portable and so suspended on a lightweight pole that there is a stop sign R1 displayed in both directions;
 - (iii) two signs, one each side of the roadway, shall be displayed.
- (c) This sign may also be used at a railway crossing and, when so used shall be used in conjunction with the appropriate railway warning signs W403 and W404.
- (d) This sign may also be used in conjunction with an appropriate supplementary plate sign IN11 if the driver of a vehicle is required to stop by a traffic officer or custom official and shall in addition to its ordinary significance, indicate that the driver of a vehicle shall not proceed until directed to do so by a traffic officer or a customs official.

R1.2 : Stop/Yield sign:**COLOURS:****Stop segment****Border & legend:** White retro-reflective**Background:** Red retro-reflective**Back of sign:** White semi-matt**Yield segment****Outer border:** White retro-reflective**Inner border:** Red retro-reflective**Background:** White retro-reflective**Arrow:** Black semi-matt**Back of sign:** White semi-matt

Indicates to the driver of a vehicle approaching a junction who intends to -

- (a) proceed straight-on or to the right at the junction, that such driver shall act as for stop sign R1; or
- (b) proceed to the left at the junction that such driver shall yield right-of-way to all vehicular traffic approaching from his or her right, where such traffic is so close as to constitute a danger or potential danger.


R1.3 : 3-Way stop sign:**COLOURS:****Border & legend:** White retro-reflective**Background:** Red retro-reflective**Back of sign:** White semi-matt

Indicates to the driver of a vehicle approaching a 3-way stop sign, that he or she shall act as for stop sign R1, and he or she shall not proceed into the junction, until every vehicle which has stopped at any other stop line at such junction before him or her and which would, in the normal course of events, cross the path of such driver's vehicle, has cleared the junction.

R1.4 : 4-Way stop sign:**COLOURS:**

Border & legend: White retro-reflective
Background: Red retro-reflective
Back of sign: White semi-matt

Indicates to the driver of a vehicle approaching a 4-way stop sign that he or she shall act as for stop sign R1, and he or she shall not proceed into the junction until every vehicle which has stopped at any other stop line at such junction before him or her, and which would, in the normal course of events, cross the path of the driver's vehicle, has cleared the junction.

**R1.5 (Nam) : Stop/Go sign:****COLOURS:****Stop side**


Border & legend: White retro-reflective
Background: Red retro-reflective

Go side

Border & legend: Black semi-matt
Background: Yellow retro-reflective

Indicates to the driver of a vehicle that -

- (a) he or she shall act as for stop sign R1 when "STOP" is displayed; and
- (b) if "GO" is displayed, he or she shall proceed with caution.

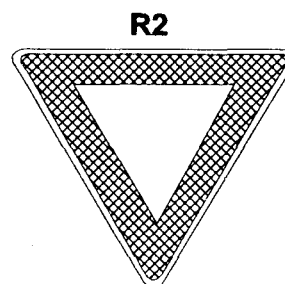


R2 : Yield sign:**COLOURS:**

Outer border: White retro-reflective
 Inner border: Red retro-reflective
 Background: White retro-reflective

Indicates to the driver of a vehicle approaching such sign that he or she shall yield right-of-way to all -

- (a) traffic on the roadway which is joined by the roadway on which he or she is travelling; or
- (b) rail traffic on the railway line which is crossed by the roadway on which he or she is travelling, where such traffic is so close as to constitute a danger or potential danger.

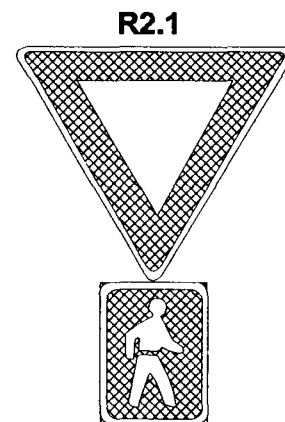
**R2.1 : Yield to pedestrian sign:****COLOURS:****Yield segment**

Outer border: White retro-reflective
 Inner border: Red retro-reflective
 Background: White retro-reflective

Pedestrian segment

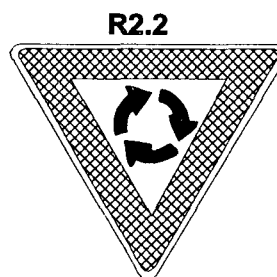
Border & symbol: White retro-reflective
 Background: Red retro-reflective

Indicates that the driver of a vehicle approaching such a sign shall yield right-of-way to pedestrians crossing the roadway, or waiting to cross the roadway.

**R2.2 : Yield at traffic circle sign:****COLOURS:**

Outer border: White retro-reflective
 Inner border: Red retro-reflective
 Arrows: Black semi-matt
 Background: White retro-reflective

Indicates to the driver of a vehicle approaching a traffic circle that he or she shall yield right of way to any vehicle which will cross any yield line at such junction before him or her and which, in the normal



course of events, will cross the path of such driver's vehicle.

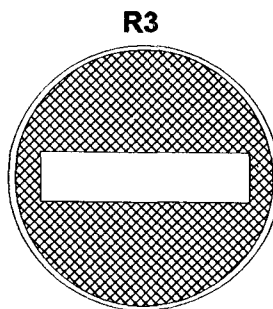
R3 : No entry sign:

COLOURS:

Border & symbol: White retro-reflective

Background: Red retro-reflective

Indicates to the driver of a vehicle that the entry of all vehicular traffic is prohibited.



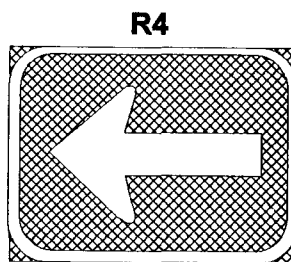
R4 : One-way roadway sign:

COLOURS:

Border & arrow: White retro-reflective

Background: Red retro-reflective

Indicates to the driver of a vehicle who intends using the roadway concerned, that he or she shall drive on such roadway only in the direction indicated by the arrow.



R5 : Pedestrian priority sign:

COLOURS:

Border & symbol: White retro-reflective


Background: Red retro-reflective

Indicates to the driver of a vehicle that only -

- (a) a vehicle, for the purpose of delivering or loading goods;
- (b) a vehicle used in connection with maintenance; or
- (c) an emergency vehicle,

shall be permitted in an area set aside as a pedestrian precinct, marked by such sign and the driver of the vehicle contemplated in paragraph (a), (b) or (c) shall -

- (i) yield right-of-way to all pedestrians who are crossing or about to cross the vehicle's path;
- (ii) observe a maximum speed of 15 kilometres per hour; and
- (iii) if he or she is delivering or loading goods, shall do so only in places marked for such purpose in such area.



B. Command Signs:**R101 : Minimum speed sign:****COLOURS:**

Border & legend: White retro-reflective
Background: Blue retro-reflective

Temporary sign number TR101.


Indicates to the driver of a vehicle on a public road that he or she shall maintain or exceed the minimum speed indicated in kilometres per hour by means of a number on such sign.

R101**R102 : Vehicles exceeding mass only sign:****COLOURS:**

Border & legend: White retro-reflective
Background: Blue retro-reflective

Temporary sign number TR102.


Indicates to the driver of a vehicle that the use of the public road or portion of the public road is restricted to a vehicle with a gross vehicle mass (GVM) or gross combination mass (GCM) that exceeds that mass, indicated in tonnes by means of a number, and that the driver of such vehicle shall use only such public road or portion of such public road designated by the sign.

R102**R103 : Keep left sign:****COLOURS:**

Border & arrow: White retro-reflective
Background: Blue retro-reflective

Temporary sign number TR103.

Indicates to the driver of a vehicle that he or she may pass only as indicated by an arrow to the left-hand side of an obstacle on the roadway, on which such sign has been placed.

R103


R104 : Keep right sign:**COLOURS:**

Border & arrow: White retro-reflective

Background: Blue retro-reflective

Temporary sign number TR104.


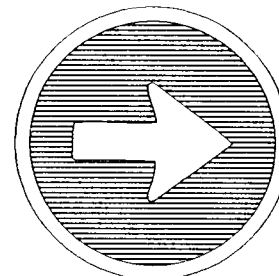

Indicates to the driver of a vehicle that he or she may pass only as indicated by an arrow to the right-hand side of an obstacle on the roadway, on which such sign has been placed.

R104**R105 : Proceed left only sign:****R106 : Proceed right only sign:****R107 : Proceed straight only sign:****COLOURS:**

Border & arrow: White retro-reflective

Background: Blue retro-reflective

Temporary sign numbers TR105, TR106 and TR107. Indicates to the driver of a vehicle that he or she shall proceed only in the direction indicated by the arrow on such sign.



R105**R106****R107****R108 : Turn left sign:****R109 : Turn right sign:****COLOURS:**

Border & arrow: White retro-reflective

Background: Blue retro-reflective

Temporary sign numbers TR108 and TR109.

Indicates to the driver of a vehicle that he or she shall proceed only in the direction indicated by the arrow on such sign, at the junction ahead.

R108**R109**

R110 : Pedestrians only sign:**COLOURS:**

Border & symbol: White retro-reflective
 Background: Blue retro-reflective

Temporary sign number TR110.


Indicates that the public road or a portion of the public road is set aside for pedestrians only, and that pedestrians shall only use such public road or portion of such public road.

R110**R111 : Pedal cycles only sign:****COLOURS:**

Border & symbol: White retro-reflective
 Background: Blue retro-reflective

Temporary sign number TR111.





Indicates that the public road or a portion of the public road is set aside for use by pedal cyclists only, and that a pedal cyclist shall only use such public road or portion of such public road.

R111**R112 - R115 : Pedal cycles and pedestrians only sign:****COLOURS:**

Border & symbol: White retro-reflective
 Background: Blue retro-reflective

Temporary sign numbers TR112, TR113, TR114 and TR115.

Indicates that the public road or a portion of the public road is set aside for use by pedal cyclists or pedestrians or both, and that the pedestrians or pedal cyclists or both shall only use such public road or portion of such public road as indicated by the applicable road traffic sign.

R112**R113****R114****R115**

R116 : Motor cycles only sign:**COLOURS:**

Border & symbol: White retro-reflective

Background: Blue retro-reflective

Temporary sign number TR116.

Indicates that the public road or a portion of the public road is set aside for use by motor cycles only, and that the driver of a motor cycle shall only use such public road or portion of such public road.


R116**R117 : Motor cars only sign:****COLOURS:**

Border & symbol: White retro-reflective

Background: Blue retro-reflective

Temporary sign number TR117.

Indicates that the public road or a portion of the public road is set aside for use by motor cars only, and that the driver of a motor car shall only use such public road or portion of such public road.


R117**R118 : Taxis only sign:****COLOURS:**

Border & symbol: White retro-reflective

Background: Blue retro-reflective

Temporary sign number TR118.

Indicates that the public road or a portion of the public road is set aside for use by taxis only, and that the driver of a taxi shall only use such public road or portion of such public road.

R118


R119 : Minibuses only sign:**COLOURS:**

Border & symbol: White retro-reflective

Background: Blue retro-reflective

Temporary sign number TR119.

Indicates that the public road or a portion of the public road is set aside for use by minibuses only, and that the driver of a minibus shall only use such public road or portion of such public road.

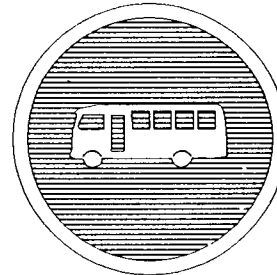
R119**R120 : Midibuses only sign:****COLOURS:**

Border & symbol: White retro-reflective

Background: Blue retro-reflective

Temporary sign number TR120.

Indicates that the public road or a portion of the public road is set aside for use by midibuses only, and that the driver of a midibus shall only use such public road or portion of such public road.

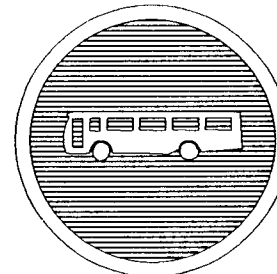
R120**R121 : Buses only sign:****COLOURS:**

Border & symbol: White retro-reflective

Background: Blue retro-reflective

Temporary sign number TR121.

Indicates that the public road or a portion of the public road is set aside for use by buses only, and that the driver of a bus shall only use such public road or portion of such public road.


R121

R122 : Delivery vehicles only sign:**COLOURS:**

Border & symbol: White retro-reflective
Background: Blue retro-reflective

Temporary sign number TR122.


Indicates that the public road or a portion of the public road is set aside for use by delivery vehicles only, and that the driver of a delivery vehicle shall only use such public road or portion of such public road.

R122**R123 : Goods vehicles only sign:****COLOURS:**

Border & symbol: White retro-reflective
Background: Blue retro-reflective

Temporary sign number TR123.


Indicates that the public road or portion of the public road is set aside for use by goods vehicles only, and that the driver of such goods vehicle shall only use such public road or portion of such public road.

R123**R124 : Goods vehicles over indicated GVM only sign:****COLOURS:**

Border & symbol: White retro-reflective
Legend: Black semi-matt
Background: Blue retro-reflective

Temporary sign number TR124.

Indicates that the public road or a portion of the public road is set aside for use only by goods vehicles with a gross vehicle mass (GVM) or a gross combination mass (GCM) exceeding the mass indicated in tonnes on such sign, and that the driver of such goods vehicle shall only use such public road or portion of such public road.

R124


R125 : Construction vehicles only sign:**COLOURS:**

Border & symbol: White retro-reflective

Background: Blue retro-reflective

Temporary sign number TR125.

Indicates that the public road or a portion of the public road is set aside for use by construction vehicles only, and that the driver of a construction vehicle shall only use such public road or portion of such public road.

R125**R126 : Vehicles conveying dangerous goods only sign:****COLOURS:**


Border: White retro-reflective

Symbol: White & orange retro-reflective

Background: Blue retro-reflective

Temporary sign number TR126.

Indicates that the public road or a portion of the public road is set aside for use by vehicles conveying dangerous goods only, and that the driver of a vehicle conveying dangerous goods, shall only use such public road or portion of such public road.


R126**R127 : Abnormal vehicles only sign:****COLOURS:**

Border & legend: White retro-reflective

Background: Blue retro-reflective

Temporary sign number TR127.

Indicates that the public road or a portion of the public road is set aside for use by abnormal vehicles only, and that the driver of an abnormal vehicle shall only use such public road or portion of such public road.


R127

R128 : Rickshaws only sign:**COLOURS:**

Border & symbol: White retro-reflective
 Background: Blue retro-reflective

Temporary sign number TR128.

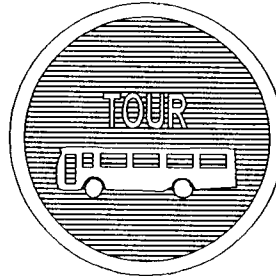
Indicates that the public road or a portion of the public road is set aside for use by rickshaws only, and that the person pulling a rickshaw shall only use such public road or portion of such public road.

R128**R129(Nam) : Tour buses only sign:****COLOURS:**

Border, legend & symbol: White retro-reflective
 Background: Blue retro-reflective

Temporary sign number TR129 (Nam).


Indicates that the public road or a portion of the public road is set aside for use by tour buses only and that the driver of a tour bus shall only use such public road or portion of such public road.

R129 (Nam)**R130 : Agricultural vehicles only sign:****COLOURS:**

Border & symbol: White retro-reflective
 Background: Blue retro-reflective

Temporary sign number TR130.

Indicates that the public road or a portion of the public road is set aside for use by agricultural vehicles only and the driver of an agricultural vehicle shall only use such public road or portion of such public road.

R130


R131 : Animal-drawn vehicles only sign:**COLOURS:**

Border & symbol: White retro-reflective

Background: Blue retro-reflective

Temporary sign number TR131.


Indicates that the public road or a portion of the public road is set aside for use by animal-drawn vehicles only and that the driver of an animal-drawn vehicle shall only use such public road or portion of such public road.

R131**R132 : Pay toll sign:****COLOURS:**

Border & legend: White retro-reflective

Background: Blue retro-reflective

Indicates to the driver of a vehicle that he or she shall only proceed on a public road designated as a toll road if he or she is able to pay the toll charge and that he or she shall pay the toll charge at the toll plaza or plazas concerned.

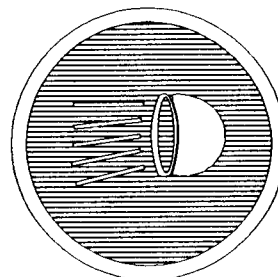
R132**R133 : Switch head lamps on sign:****COLOURS:**

Border & symbol: White retro-reflective

Background: Blue retro-reflective

Temporary sign number TR133.

Indicates to the driver of a vehicle that he or she shall switch on such vehicle's head lamps to emit a dipped-beam.

R133


R134 : Buses and minibuses only sign:**COLOURS:**

Border & symbol: White retro-reflective

Background: Blue retro-reflective

Temporary sign number TR134.

Indicates that the public road or portion of the public road is set aside for use only by buses and minibuses and that the driver of a bus or minibus shall use only such public road or portion of such public road.


R134**R135 : Buses and midibuses only sign:****COLOURS:**

Border & symbol: White retro-reflective

Background: Blue retro-reflective

Temporary sign number TR135.

Indicates that the public road or portion of the public road is set aside for use only by buses and midibuses and that the driver of a bus or midibus shall use only such public road or portion of such public road.


R135**R136 : Buses, midibuses and minibuses only sign:****COLOURS:**

Border & symbol: White retro-reflective

Background: Blue retro-reflective

Temporary sign number TR136.

Indicates that the public road or portion of the public road is set aside for use only by buses, midibuses and minibuses and that the driver of a bus, midibus or minibus shall use only such public road or portion of such public road.


R136

C. Prohibition Signs:**R201 : Speed limit sign:****COLOURS:**

Border: Red retro-reflective
Legend: Black semi-matt
Background: White retro-reflective

Temporary sign number TR201.


Indicates to the driver of a vehicle that the speed limit beyond such sign is the speed indicated in kilometres per hour and that he or she shall not exceed such speed limit.

R201**R202 : Mass limit sign:****COLOURS:**

Border: Red retro-reflective
Legend: Black semi-matt
Background: White retro-reflective

Temporary sign number TR202.

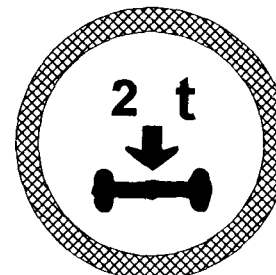
Indicates to the driver of a vehicle of which the gross vehicle mass (GVM) or gross combination mass (GCM) exceeds the mass indicated in tonnes by means of a number on the sign, that he or she shall not proceed beyond such sign.

R202**R203 : Axle massload limit sign:****COLOURS:**

Border: Red retro-reflective
Legend & symbol: Black semi-matt
Background: White retro-reflective

Temporary sign number TR203.

Indicates to the driver of a vehicle with a gross axle massload (GA) in excess of the axle mass indicated in tonnes by means of a number on such sign, that he or she shall not proceed beyond such sign.

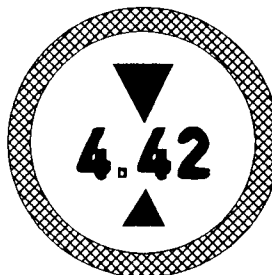
R203

R204 : Height limit sign:**COLOURS:**

Border:	Red retro-reflective
Legend & symbol:	Black semi-matt
Background:	White retro-reflective

Temporary sign number TR204.

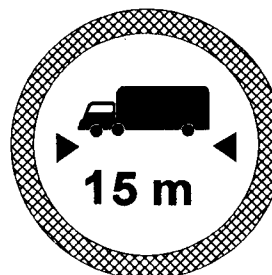
Indicates to the driver of a vehicle that he or she shall not proceed beyond the sign or drive under a height gauge or structure to which the sign is attached unless the height of the vehicle, including any load thereon, and, in the case of a height gauge, any radio antenna attached to the vehicle, is less than the clearance height indicated in metres by means of a number on such sign.

R204**R205 : Length limit sign:****COLOURS:**

Border:	Red retro-reflective
Legend & symbol:	Black semi-matt
Background:	White retro-reflective

Temporary sign number TR205.

- (a) Indicates to the driver of a vehicle where the length of such vehicle is in excess of the length indicated in metres by means of a number on such sign, that he or she shall not proceed beyond such sign.
- (b) The value indicated in metres on such sign is the maximum length of the vehicle or combination of vehicles, including any projections.


R205**R206 : Excessive noise prohibited sign:****COLOURS:**

Border & diagonal:	Red retro-reflective
Symbol:	Black semi-matt
Background:	White retro-reflective

Temporary sign number TR206.

Indicates to the driver of a vehicle that he or she shall not -

- (a) sound such vehicle's sounding device or hooter for 100 metres after passing such sign;

R206

- (b) proceed beyond such sign, if such vehicle is emitting noise in excess of the noise levels prescribed by any noise control legislation.

R207 : Hitch-hiking prohibited sign:

COLOURS:

Border & diagonal: Red retro-reflective
 Symbol: Black semi-matt
 Background: White retro-reflective

- (a) Indicates to -
- (i) a pedestrian that he or she shall not attempt to secure a lift from a passing vehicle;
 - (ii) the driver of a vehicle that he or she shall not pick up passengers.
- (b) This prohibition on hitch-hiking is effective for a distance of 500 metres beyond such sign.

R207



R208 : Unauthorized vehicles prohibited sign:


COLOURS:

Border: Red retro-reflective
 Symbol: Black semi-matt
 Background: White retro-reflective

Temporary sign number TR208.

Indicates to the driver of a vehicle that he or she shall not proceed beyond such sign unless he or she is authorised to do so.

R208



R209 : Left turn ahead prohibited sign:

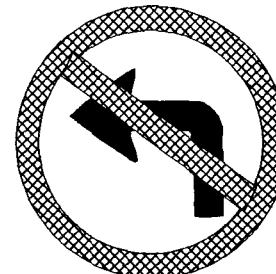
COLOURS:

Border & diagonal: Red retro-reflective
 Arrow: Black semi-matt
 Background: White retro-reflective

Temporary sign number TR209.

Indicates to the driver of a vehicle that he or she shall not turn to the left at the junction or entrance ahead.

R209




R210 : Right turn ahead prohibited sign:**COLOURS:**

Border & diagonal: Red retro-reflective
Arrow: Black semi-matt
Background: White retro-reflective

Temporary sign number TR210.


Indicates to the driver of a vehicle that he or she shall not turn to the right at the junction or entrance ahead.

R210**R211 : Left turn prohibited sign:****COLOURS:**

Border & diagonal: Red retro-reflective
Arrow: Black semi-matt
Background: White retro-reflective

Temporary sign number TR211.


Indicates to the driver of a vehicle that he or she shall not turn to the left.

R211**R212 : Right turn prohibited sign:****COLOURS:**

Border & diagonal: Red retro-reflective
Arrow: Black semi-matt
Background: White retro-reflective

Temporary sign number TR212.

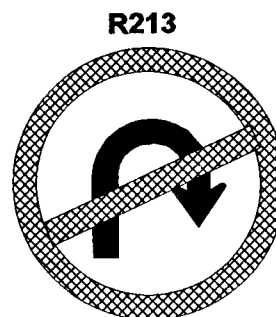
Indicates to the driver of a vehicle that he or she shall not turn to the right.

R212

R213 : U-turn prohibited sign:**COLOURS:**

Border & diagonal: Red retro-reflective
 Arrow: Black semi-matt
 Background: White retro-reflective


Indicates to the driver of a vehicle that he or she shall not turn such vehicle so as to face in the opposite direction.

**R214 : Overtaking prohibited sign:****COLOURS:**

Border & diagonal: Red retro-reflective
 Symbol: Black semi-matt
 Background: White retro-reflective

Temporary sign number TR214.

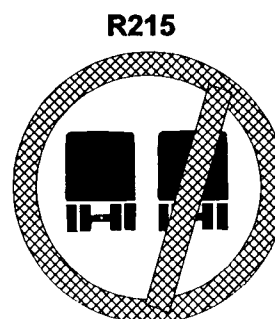
- (a) Indicates to the driver of a vehicle that he or she shall not overtake another vehicle travelling in the same direction.
- (b) The prohibition on overtaking is effective for a distance of 500 metres beyond such sign, or less if so indicated by a supplementary sign.

**R215 : Overtaking by goods vehicle prohibited sign:****COLOURS:**

Border & diagonal: Red retro-reflective
 Symbol: Black semi-matt
 Background: White retro-reflective

Temporary sign number TR215.

- (a) Indicates to the driver of a goods vehicle that he or she shall not overtake another goods vehicle whilst travelling in the same direction.
- (b) The prohibition on overtaking is effective for a distance of 500 metres beyond such sign, or less if so indicated by a supplementary sign.




R216 : Parking prohibited sign:**COLOURS:**

Border & diagonal: Red retro-reflective
Symbol: Black semi-matt
Background: White retro-reflective

Temporary sign number TR216.


Indicates to the driver of a vehicle that he or she shall not park such vehicle at any time on any portion of a public road, as indicated by such sign.

R216**R217 : Stopping prohibited sign:****COLOURS:**

Border & diagonal: Red retro-reflective
Symbol: Black semi-matt
Background: White retro-reflective

Temporary sign number TR217.

Indicates to the driver of a vehicle that he or she shall not stop such vehicle at any time on any portion of a public road, as indicated by such sign.

R217**R218 : Pedestrian prohibited sign:****COLOURS:**

Border & diagonal: Red retro-reflective
Symbol: Black semi-matt
Background: White retro-reflective

Temporary sign number TR218.

Indicates to a pedestrian that he or she shall not proceed beyond such sign.


R218

R219 : Pedal cycle prohibited sign:**COLOURS:**

Border & diagonal: Red retro-reflective
Symbol: Black semi-matt
Background: White retro-reflective

Temporary sign number TR219.

Indicates to a pedal cyclist that he or she shall not proceed beyond such sign.

R219**R220 : Pedal cycle and pedestrian prohibited sign:****COLOURS:**

Border & diagonal: Red retro-reflective
Symbol: Black semi-matt
Background: White retro-reflective

Temporary sign number TR220.

Indicates to a pedal cyclist and a pedestrian that he or she shall not proceed beyond such sign.

R220**R221 : No sign allocated:****R222 : Motor cycle prohibited sign:****COLOURS:**

Border & diagonal: Red retro-reflective
Symbol: Black semi-matt
Background: White retro-reflective

Temporary sign number TR222.

Indicates to the driver of a motor cycle that he or she shall not proceed beyond such sign.

R222

R223 : Motor car prohibited sign:**COLOURS:**

Border & diagonal: Red retro-reflective
Symbol: Black semi-matt
Background: White retro-reflective

Temporary sign number TR223.


Indicates to the driver of a motor car that he or she shall not proceed beyond such sign.

R223**R224 : Taxi prohibited sign:****COLOURS:**

Border & diagonal: Red retro-reflective
Symbol: Black semi-matt
Background: White retro-reflective

Temporary sign number TR224.

Indicates to the driver of a taxi that he or she shall not proceed beyond such sign.

R224**R225 : Minibus prohibited sign:****COLOURS:**

Border & diagonal: Red retro-reflective
Symbol: Black semi-matt
Background: White retro-reflective

Temporary sign number TR225.

Indicates to the driver of a minibus operating for hire or reward that he or she shall not proceed beyond such sign.

R225

R226 : Midibus prohibited sign:**COLOURS:**

Border & diagonal: Red retro-reflective
Symbol: Black semi-matt
Background: White retro-reflective

Temporary sign number TR226.


Indicates to the driver of a midibus that he or she shall not proceed beyond such sign.

R226**R227 : Bus prohibited sign:****COLOURS:**

Border & diagonal: Red retro-reflective
Symbol: Black semi-matt
Background: White retro-reflective

Temporary sign number TR227.

Indicates to the driver of a bus that he or she shall not proceed beyond such sign.

R227**R228 : Delivery vehicle prohibited sign:****COLOURS:**

Border & diagonal: Red retro-reflective
Symbol: Black semi-matt
Background: White retro-reflective

Temporary sign number TR228.

Indicates to the driver of a delivery vehicle that he or she shall not proceed beyond such sign.

R228

R229 : Goods vehicle prohibited sign:**COLOURS:**

Border & diagonal: Red retro-reflective
Symbol: Black semi-matt
Background: White retro-reflective

Temporary sign number TR229.


Indicates to the driver of a goods vehicle that he or she shall not proceed beyond such sign.

R229**R230 : Goods vehicle over indicated GVM prohibited sign:****COLOURS:**

Border & diagonal: Red retro-reflective
Symbol: Black semi-matt
Legend: White retro-reflective
Background: White retro-reflective

Temporary sign number TR230.

Indicates to the driver of a goods vehicle with a gross vehicle mass (GVM) or a gross combination mass (GCM) in excess of that mass indicated in tonnes by means of a number on the sign, that he or she shall not proceed beyond such sign.

R230**R231 : Construction vehicle prohibited sign:****COLOURS:**

Border & diagonal: Red retro-reflective
Symbol: Black semi-matt
Background: White retro-reflective

Temporary sign number TR231.

Indicates to the driver of a construction vehicle that he or she shall not proceed beyond such sign.

R231

R232 : Vehicle conveying dangerous goods prohibited sign:**COLOURS:**

Border & diagonal: Red retro-reflective
Symbol: Black semi-matt & orange retro-reflective
Background: White retro-reflective

Temporary sign number TR232.


Indicates to the driver of a vehicle conveying dangerous goods that he or she shall not proceed beyond such sign.

R232**R233 : Abnormal vehicle prohibited sign:****COLOURS:**

Border & diagonal: Red retro-reflective
Legend: Black semi-matt
Background: White retro-reflective

Temporary sign number TR233.


Indicates to the driver of an abnormal vehicle that he or she shall not proceed beyond such sign.

R233**R234 : Rickshaw prohibited sign:****COLOURS:**

Border & diagonal: Red retro-reflective
Symbol: Black semi-matt
Background: White retro-reflective

Temporary sign number TR234.


Indicates to the person pulling a rickshaw that he or she shall not proceed beyond such sign.

R234

R235 (Nam) : Tour bus prohibited sign:**COLOURS:**


Border & diagonal: Red retro-reflective
Symbol & legend: Black semi-matt
Background: White retro-reflective

Temporary sign number TR235 (Nam).
Indicates to the driver of a tour bus that he or she shall not proceed beyond such sign.

R235 (Nam)**R236 : Agricultural vehicle prohibited sign:****COLOURS:**

Border & diagonal: Red retro-reflective
Symbol: Black semi-matt
Background: White retro-reflective

Temporary sign number TR236.
Indicates to the driver of an agricultural vehicle that he or she shall not proceed beyond such sign.

R236**R237 : Animal-drawn vehicle prohibited sign:****COLOURS:**

Border & diagonal: Red retro-reflective
Symbol: Black semi-matt
Background: White retro-reflective

Temporary sign number TR237.
Indicates to the driver of an animal-drawn vehicle that he or she shall not proceed beyond such sign.


R237

D. Reservation Signs:**R301 : Bus reservation sign:****COLOURS:**

Border, symbol, & legend:	White retro-reflective or semi-matt
Background:	Blue retro-reflective or semi- matt

Temporary sign number TR301.


Indicates to the driver of a vehicle that the public road or a portion of the public road is reserved for buses only.

R301**R302 : Bus lane reservation sign:****COLOURS:**

Border, symbol & legend:	White & yellow retro- reflective or semi-matt
Background:	Blue retro-reflective or semi-matt

Temporary sign number TR302.


Indicates to the driver of a vehicle that the portion of the public road is a bus lane and is reserved for buses only.

R302**R303 : Bus lane reservation begins sign:****COLOURS:**

Border, symbol, & legend:	White & yellow retro- reflective or semi-matt
Background:	Blue retro-reflective or semi- matt

Temporary sign number TR303.

Indicates to the driver of a vehicle that a bus lane is beginning and that such lane is reserved for buses only.

R303

R304 : No sign allocated

R305 : No sign allocated

R306 : No sign allocated

R307 : Motor cycle reservation sign:


COLOURS:

Border, symbol & legend:	White retro-reflective or semi-matt
Background:	Blue retro-reflective or semi- matt

Temporary sign number TR307.

Indicates to the driver of a vehicle that the public road or a portion of the public road is reserved for motor cycles only.

R307



R308 : Motor car reservation sign:


COLOURS:

Border, symbol & legend:	White retro-reflective or semi-matt
Background:	Blue retro-reflective or semi- matt

Temporary sign number TR308.

Indicates to the driver of a vehicle that the public road or a portion of the public road is reserved for motor cars only.

R308



R309 : Taxi reservation sign:


COLOURS:

Border, symbol & legend:	White retro-reflective or semi-matt
Background:	Blue retro-reflective or semi- matt

Temporary sign number TR309.

Indicates to the driver of a vehicle that the public road or a portion of the public road is reserved for taxis only.

R309




R310 : Minibus reservation sign:**COLOURS:**

Border, symbol & legend:	White retro-reflective or semi-matt
Background:	Blue retro-reflective or semi- matt

Temporary sign number TR310.


Indicates to the driver of a vehicle that the public road or a portion of the public road is reserved for minibuses only.

R310**R311 : Midibus reservation sign:****COLOURS:**

Border, symbol & legend:	White retro-reflective or semi-matt
Background:	Blue retro-reflective or semi- matt

Temporary sign number TR311.

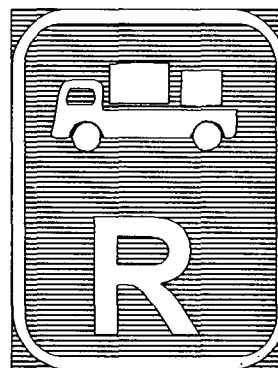
Indicates to the driver of a vehicle that the public road or portion of the public road is reserved for midibuses only.

R311**R312 : Delivery vehicle reservation sign:****COLOURS:**

Border, symbol & legend:	White retro-reflective or semi-matt
Background:	Blue retro-reflective or semi- matt

Temporary sign number TR312.

Indicates to the driver of a vehicle that the public road or a portion of the public road is reserved for delivery vehicles only.


R312

R313 : Goods vehicle reservation sign:**COLOURS:**

Border, symbol & legend:	White retro-reflective or semi-matt
Background:	Blue retro-reflective or semi- matt

Temporary sign number TR313.


Indicates to the driver of a vehicle that the public road or a portion of the public road is reserved for goods vehicles only.

R313**R314 : Goods vehicle over indicated GVM reservation sign:****COLOURS:**

Border, symbol & legend:	White retro-reflective or semi-matt
Legend on symbol:	Black semi-matt
Background:	Blue retro-reflective or semi- matt

Temporary sign number TR314.


Indicates to the driver of a vehicle that the public road or a portion of the public road is reserved for goods vehicles with a gross vehicle mass (GVM) or gross combination mass (GCM) exceeding the mass indicated in tonnes on such sign, only.

R314**R315 : Construction vehicle reservation sign:****COLOURS:**

Border, symbol & legend:	White retro-reflective or semi-matt
Background:	Blue retro-reflective or semi- matt

Temporary sign number TR315.

Indicates to the driver of a vehicle that the public road or a portion of the public road is reserved for

R315

construction vehicles only.

R316 : Vehicle conveying dangerous goods reservation sign:


COLOURS:

Border & legend: White retro-reflective or semi-matt
 Symbol: White & orange retro-reflective
 Background: Blue retro-reflective or semi-matt

Temporary sign number TR316.

Indicates to the driver of a vehicle that the public road or a portion of the public road is reserved for vehicles conveying dangerous goods only.

R316



R317 : Abnormal vehicle reservation sign:


COLOURS:

Border & legend: White retro-reflective or semi-matt
 Background: Blue retro-reflective or semi-matt

Temporary sign number TR317.

Indicates to the driver of a vehicle that the public road or a portion of a public road is reserved for abnormal vehicles only.

R317



R318 : Rickshaw reservation sign:


COLOURS:

Border, symbol & legend: White retro-reflective or semi-matt
 Background: Blue retro-reflective or semi-matt

Temporary sign number TR318.

Indicates to the driver of a vehicle that the public road or a portion of a public road is reserved for rickshaws only.

R318




R319 (Nam) : Tour bus reservation sign:**COLOURS:**

Border, symbol & legend: White retro-reflective or semi-matt
 Background: Blue retro-reflective or semi-matt

Temporary sign number TR319 (Nam).


Indicates to the driver of a vehicle that the public road or a portion of the public road is reserved for tour buses only.

R319 (Nam)**R320 : High occupancy vehicle reservation sign:****COLOURS:**

Border, symbol & legend: White retro-reflective or semi-matt
 Legend on symbol: Black semi-matt
 Background: Blue retro-reflective or semi-matt

Temporary sign number TR320.


Indicates to the driver of a vehicle that the public road or a portion of a public road is reserved for high occupancy vehicles only.

R320**R321 : Ambulance and emergency vehicle reservation sign:****COLOURS:**

Border & legend: White retro-reflective or semi-matt
 Symbols: White & red retro-reflective
 Background: Blue retro-reflective or semi-matt

Temporary sign number TR321.

Indicates to the driver of a vehicle that the public road or a portion of the public road is reserved for ambulances and emergency vehicles only.


R321

R322 (Nam) : Police vehicle reservation sign:**COLOURS:**

Border & legend: White retro-reflective or semi-matt
 Symbol: White, yellow, black & red retro-reflective or semi-matt
 Background: Blue retro-reflective or semi-matt

Temporary sign number TR322 (Nam).


Indicates to the driver of a vehicle that the public road or portion of the public road is reserved for police vehicles only.

R322 (Nam)**R323 : Vehicle with disabled person reservation sign:****COLOURS:**

Border, symbol & legend: White retro-reflective or semi-matt
 Background: Blue retro-reflective or semi-matt

Temporary sign number TR323.


Indicates to the driver of a vehicle that the public road or a portion of the public road is reserved for vehicles carrying disabled persons only.

R323**R324 : Authorised vehicle reservation sign:****COLOURS:**

Border, symbol & legend: White retro-reflective or semi-matt
 Legend on symbol: Black semi-matt or appropriate colour, retro-reflective or semi-matt
 Background: Blue retro-reflective or semi-matt

Temporary sign number TR324.

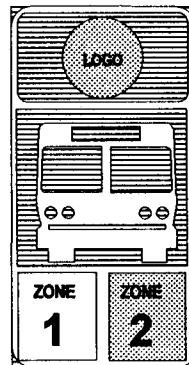
Indicates to the driver of a vehicle that the public road or a portion of the public road is reserved for the authorised vehicles indicated on the sign only.

R324

R325(Nam) : Bus stop reservation sign:**COLOURS:**


Border & symbol: White retro-reflective or semi-matt
 Logo: Colour of specific logo
 Zone: Colour coded
 Legend on zone: Black semi-matt
 Background: Blue retro-reflective or semi-matt

Indicates to the driver of a vehicle that a portion of the public road is reserved as a bus stop for the buses of the organisation indicated by means of a crest, logo or other device on such sign.

R325 (Nam)**R326 (Nam) : Minibus stop reservation sign:****COLOURS:**

Border & symbol: White retro-reflective or semi-matt
 Logo: Colour of specific logo
 Zone: Colour coded
 Background: Blue retro-reflective or semi-matt
 Legend on zone: Black semi-matt


Indicates to the driver of a vehicle that a portion of the public road is reserved as a minibus stop for the minibuses of the organisation indicated by means of a crest, logo or other device on such sign.

R326 (Nam)**R327 : Bus and minibus reservation sign:****COLOURS:**

Border, symbol & legend: White retro-reflective or semi-matt
 Background: Blue retro-reflective or semi-matt

Temporary sign number TR327.

Indicates to the driver of a vehicle that the public road or a portion of the public road is reserved for buses and minibuses only.

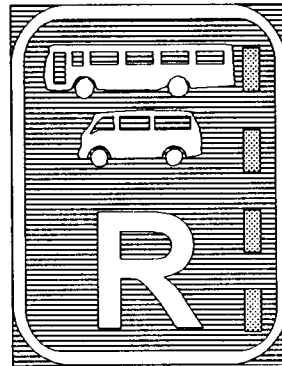
R327

R328 : Bus and minibus lane reservation sign:**COLOURS:**

Border, symbol & legend:	White and yellow retro-reflective or semi-matt
Background:	Blue retro-reflective or semi-matt

Temporary sign number TR328.

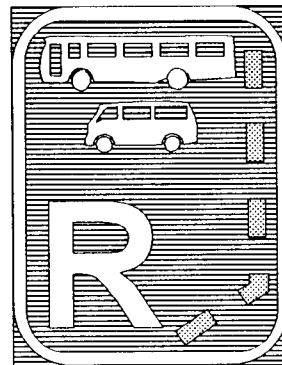
Indicates to the driver of a vehicle that a portion of a public road is a bus and minibus lane and is reserved for buses and minibuses only.

R328**R329 : Bus and minibus lane reservation begins sign:****COLOURS:**

Border, symbol & legend:	White and yellow retro-reflective or semi-matt
Background:	Blue retro-reflective or semi-matt

Temporary sign number TR329.


Indicates to the driver of a vehicle that a bus and minibus lane is beginning and that such lane is reserved for buses and minibuses only.

R329**R330 : Bus and midibus reservation sign:****COLOURS:**

Border, symbol & legend:	White retro-reflective or semi-matt
Background:	Blue retro-reflective or semi-matt

Temporary sign number TR330.

Indicates to the driver of a vehicle that the public road or a portion of the public road is reserved for buses and midibuses only.

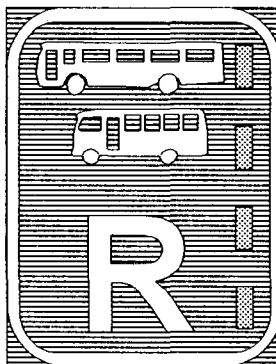
R330

R331 : Bus and midibus lane reservation sign:**COLOURS:**

Border, symbol & legend: White and yellow retro-reflective or semi-matt
 Background: Blue retro-reflective or semi-matt

Temporary sign number TR331.

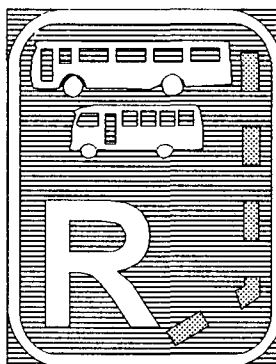
Indicates to the driver of a vehicle that a portion of a public road is a bus and midibus lane and is reserved for buses and midibuses only.

R331**R332 : Bus and midibus lane reservation begins sign:****COLOURS:**

Border, symbol & legend: White and yellow retro-reflective or semi-matt
 Background: Blue retro-reflective or semi-matt

Temporary sign number TR332.


Indicates to the driver of a vehicle that a bus and midibus lane is beginning and that such lane is reserved for buses and midibuses only.

R332**R333 : Bus, midibus and minibus reservation sign:****COLOURS:**

Border, symbol & legend: White retro-reflective or semi-matt
 Background: Blue retro-reflective or semi-matt

Temporary sign number TR333.

Indicates to the driver of a vehicle that the public road or a portion of the public road is reserved for buses, midibuses and minibuses only.

R333

R334 : Bus, midibus and minibus lane reservation sign:


COLOURS:

Border, symbol & legend: White and yellow retro-reflective or semi-matt
Background: Blue retro-reflective or semi-matt

Temporary sign number TR334.

Indicates to the driver of a vehicle that the public road or a portion of the public road is a bus, midibus and minibus lane and is reserved for buses, midibuses and minibuses only.

R334



R335 : Bus, midibus and minibus lane reservation begins sign:


COLOURS:

Border, symbol & legend: White and yellow retro-reflective or semi-matt
Background: Blue retro-reflective or semi-matt

Temporary sign number TR335.

Indicates to the driver of a vehicle that a bus, midibus and minibus lane is beginning and that such lane is reserved for buses, midibuses and minibuses only.

R335



R301P : Bus parking reservation sign:


COLOURS:

Border, symbol & legend: White retro-reflective or semi-matt
Background: Blue retro-reflective or semi-matt

Temporary sign number TR301P.

Indicates to the driver of a vehicle that a parking area is reserved for buses only.

R301P



R302P & R303P: No sign allocated

R304P : Pedal cycle parking reservation sign:


COLOURS:

Border, symbol	White retro-reflective or
& legend:	semi-matt
Background:	Blue retro-reflective or semi-matt

Temporary sign number TR304P.

Indicates to the driver of a vehicle that a parking area is reserved for pedal cycles only.

R304P



R305P : Parking reservation sign:

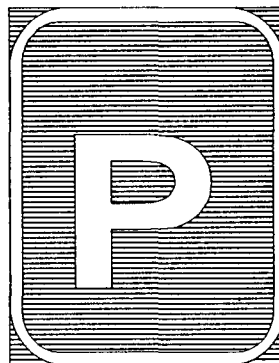
COLOURS:

Border & legend:	White retro-reflective or semi-matt
Background:	Blue retro-reflective or semi-matt

Temporary sign number TR305P.

Indicates to the driver of an vehicle that an area is reserved for parking.

R305P



R306P : Limited parking reservation sign:


COLOURS:

Border & legend:	White retro-reflective or semi-matt
Background:	Blue retro-reflective or semi-matt

Temporary sign number TR306P.

Indicates to the driver of a vehicle that an area is reserved for parking for a maximum period as indicated on the sign.

R306P




R307P : Motor cycle parking reservation sign:**COLOURS:**

Border, symbol & legend:	White retro-reflective or semi-matt
Background:	Blue retro-reflective or semi-matt

Temporary sign number TR307P.


Indicates to the driver of a vehicle that a parking area is reserved for motor cycles only.

R307P**R308P : Motor car parking reservation sign:****COLOURS:**

Border, symbol & legend:	White retro-reflective or semi-matt
Background:	Blue retro-reflective or semi-matt

Temporary sign number TR308P.


Indicates to the driver of a vehicle that a parking area is reserved for motor cars only.

R308P**R309P : Taxi parking reservation sign:****COLOURS:**

Border, symbol & legend:	White retro-reflective or semi-matt
Background:	Blue retro-reflective or semi-matt

Temporary sign number TR309P.

Indicates to the driver of a vehicle that a parking area is reserved for taxis only.


R309P

R310P : Minibus parking reservation sign:**COLOURS:**

Border, symbol & legend:	White retro-reflective or semi-matt
Background:	Blue retro-reflective or semi-matt

Temporary sign number TR310P.


Indicates to the driver of a vehicle that a parking area is reserved for minibuses operating for reward only.

R310P**R311P : Midibus parking reservation:****COLOURS:**

Border, symbol & legend:	White retro-reflective or semi-matt
Background:	Blue retro-reflective or semi-matt


Temporary sign number TR311P.

Indicates to the driver of a vehicle that a parking area is reserved for midibuses only.

R311P**R312P : Delivery vehicle reservation sign:****COLOURS:**

Border, symbol & legend:	White retro-reflective or semi-matt
Background:	Blue retro-reflective or semi-matt

Indicates to the driver of a vehicle that a parking area is reserved for delivery vehicles only.


R312P

R313P : Goods vehicle parking reservation sign:**COLOURS:**

Border, symbol & legend:	White retro-reflective or semi-matt
Background:	Blue retro-reflective or semi-matt

Temporary sign number TR313P.


Indicates to the driver of a vehicle that a parking area is reserved for goods vehicles only.

R313P**R314P : Goods vehicle over a certain GVM parking reservation sign:****COLOURS:**

Border, symbol & legend:	White retro-reflective or semi-matt
Legend on symbol:	Black semi-matt
Background:	Blue retro-reflective

Temporary sign number TR314P.


Indicates to the driver of a vehicle that a parking area is reserved for goods vehicles with a gross vehicle mass (GVM) or gross combination mass (GCM) exceeding the mass indicated in tonnes on such sign, only.

R314P**R315P : Construction vehicle parking reservation sign:****COLOURS:**

Border, symbol & legend:	White retro-reflective or semi-matt
Background:	Blue retro-reflective or semi-matt

Temporary sign number TR315P.

Indicates to the driver of a vehicle that a parking area is reserved for construction vehicles only.

R315P

R316P : Vehicle conveying dangerous goods parking reservation sign:


COLOURS:

Border & legend: White retro-reflective or semi-matt
 Symbols: White & orange retro-reflective or semi-matt
 Background: Blue retro-reflective or semi-matt

Temporary sign number TR316P.

Indicates to the driver of a vehicle that a parking area is reserved for vehicles conveying dangerous goods only.

R316P



R317P : Abnormal vehicle parking reservation sign:


COLOURS:

Border & legend: White retro-reflective or semi-matt
 Background: Blue retro-reflective or semi-matt

Temporary sign number TR317P.

Indicates to the driver of a vehicle that a parking area is reserved for abnormal vehicles only.

R317P



R318P : Rickshaw parking reservation sign:


COLOURS:

Border, symbol and legend: White retro-reflective or semi-matt
 Background: Blue retro-reflective or semi-matt

Temporary sign number TR318P.

Indicates to the driver of a vehicle that a parking area is reserved for rickshaws only.

R318P




R319P (Nam) : Tour bus parking reservation sign:**COLOURS:**

Border, symbol & legend:	White retro-reflective or semi-matt
Background:	Blue retro-reflective or semi-matt

Temporary sign number TR319P (Nam).


Indicates to the driver of a vehicle that a parking area is reserved for tour buses only.

R319P (Nam)**R320P : High occupancy vehicle parking reservation sign:****COLOUR:**

Border:	White retro-reflective or semi-matt
Symbol:	White retro-reflective or semi-matt
Legend on symbol:	Black semi-matt
Background:	Blue retro-reflective or semi-matt

Temporary sign number TR320P.


Indicates to the driver of a vehicle that a parking area is reserved for high occupancy vehicles only.

R320P**R321P : Ambulance and Emergency vehicle parking reservation sign:****COLOUR:**

Border & legend:	White retro-reflective or semi-matt
Symbols:	White & red retro-reflective or semi-matt
Background:	Blue retro-reflective or semi-matt

Temporary sign number TR321P.

Indicates to the driver of a vehicle that a parking area is reserved for ambulances and emergency vehicles only.

R321P

R322P (Nam) : Police vehicle parking reservation sign:


COLOURS:

Border & legend: White retro-reflective or semi-matt
 Symbol: White, yellow, black & red retro-reflective or semi-matt
 Background: Blue retro-reflective or semi-matt

Temporary sign number TR322P (Nam).

Indicates to the driver of a vehicle that a parking area is reserved for police vehicles only.

R322P (Nam)



R323P : Disabled persons vehicle parking reservation sign:

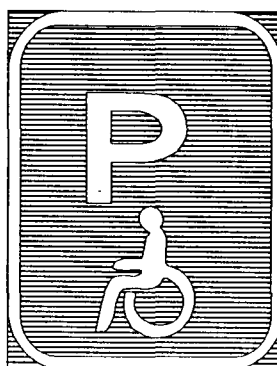
COLOURS:

Border, symbol & legend: White retro-reflective or semi-matt
 Background: Blue retro-reflective or semi-matt

Temporary sign number TR323P.

Indicates to the driver of a vehicle that a parking area is reserved for vehicles conveying disabled persons only.

R323P



R324P : Authorized vehicle parking reservation sign:

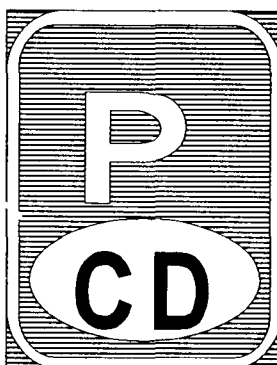
COLOURS:

Border, symbol & legend: White retro-reflective or semi-matt
 Legend on symbol: Black semi-matt or appropriate colour retro-reflective or semi-matt
 Background: Blue retro-reflective or semi-matt

Temporary sign number TR324P.

Indicates to the driver of a vehicle that a parking area is reserved for the authorised vehicles indicated on the sign only.

R324P



R325 & R326 : No sign allocated

R327P : Bus and minibus parking reservation sign:


COLOURS:

Border, symbol & legend:	White retro-reflective or semi-matt
Background:	Blue retro-reflective or semi-matt

Temporary sign number TR327P.

Indicates to the driver of a vehicle that a parking area is reserved for buses and minibuses only.

R327P



R328 - R329 : No sign allocated

R330P : Bus and midibus parking reservation sign:


COLOURS:

Border, symbol & legend:	White retro-reflective or semi-matt
Background:	Blue retro-reflective or semi-matt

Temporary sign number TR330P.

Indicates to the driver of a vehicle that a parking area is reserved for buses and midibuses only.

R330P



R331 - R332 : No sign allocated

R333P : Bus, midibus and minibus parking reservation sign:


COLOURS:

Border, symbol & legend:	White retro-reflective or semi-matt
Background:	Blue retro-reflective or semi-matt

Temporary sign number TR333P.

Indicates to the driver of a vehicle that a parking area is reserved for buses, midibuses and minibuses only.

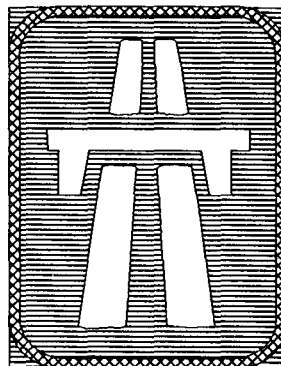
R333P



E. Comprehensive Signs:**R401 : Dual-carriageway freeway begins sign:****COLOURS:**

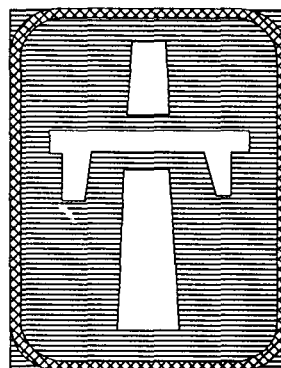
Border: Red retro-reflective
Symbol: White retro-reflective
Background: Blue retro-reflective

Indicates to the driver of a vehicle that a dual carriageway freeway begins and that section 133A of the Ordinance is applicable on the section of the public road beyond such sign.

R401**R402 : Single-carriageway freeway begins sign:****COLOURS:**

Border: Red retro-reflective
Symbol: White retro-reflective
Background: Blue retro-reflective

Indicates to the driver of a vehicle that a single carriageway freeway begins and that section 133A of the Ordinance is applicable on the section of the public road beyond such sign.


R402

R403 : Woonerf sign:**COLOURS:**

Border: Red retro-reflective
Symbols: White retro-reflective
Background: Blue retro-reflective

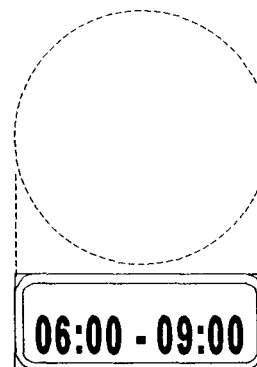
Indicates to the driver of a vehicle that, if he or she proceeds beyond such sign he or she shall -

- (a) not enter the area driving a vehicle with a gross vehicle mass exceeding 3 500 kg or a vehicle with more than 10 seats for passengers, except for local access or delivery;
- (b) yield right-of-way to pedestrians and children who may be in the roadway;
- (c) observe within the area a maximum speed limit of 30 kilometres per hour or as indicated by a supplementary sign;
- (d) not enter the area by vehicle and drive through the area to exit at another point or the same point without breaking the journey.

R403**F. Exclusive Secondary Signs:****R501 : One period time limit sign:****COLOURS:**

As for the applicable regulatory sign.


Indicates to the driver of a vehicle that when the sign is displayed below a regulatory sign, such regulatory sign shall be applicable only during the period of time indicated on the secondary sign.

R501

R502 : Two periods time limit sign:**COLOURS:**


As for the applicable regulatory sign.

Indicates to the driver of a vehicle, when the sign is displayed below a regulatory sign, that such regulatory sign shall be applicable only during the two periods of time indicated on the secondary sign.

**R503 : Two periods or days time limit sign:****COLOURS:**

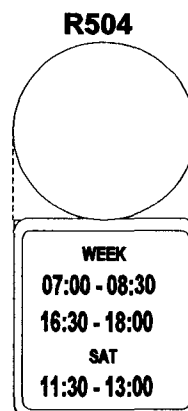
As for the applicable regulatory sign.

Indicates to the driver of a vehicle, when the sign is displayed below a regulatory sign, that such regulatory sign is applicable during the period of time on weekdays and a different period of time on Saturdays, only as indicated on the secondary sign.

**R504 : Three periods or days time limit sign:****COLOURS:**

As for the applicable regulatory sign.

Indicates to the driver of a vehicle, when the sign is displayed below a regulatory sign, that such regulatory sign is applicable during the two periods of time on weekdays and a different period of time on Saturdays, only as indicated on the secondary sign.




R505 : Maximum stay during one period time limit sign:

COLOURS:

As for the applicable regulatory sign.

Indicates to the driver of a vehicle, when the sign is displayed below a regulatory sign, that the time limit indicated by such regulatory sign shall be applicable during the period of time indicated on the secondary sign.

R505




R506 : Maximum stay during two periods or days time limit sign:

COLOURS:

As for the applicable regulatory sign.

Indicates to the driver of a vehicle, when the sign is displayed below a regulatory sign, that such regulatory sign applies during the period of time on a weekday and a different period of time on a Saturday only as indicated on the secondary sign.

R506



R507 - R509 : No sign allocated

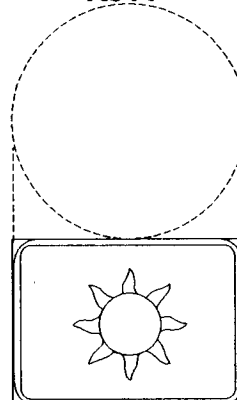
R511 : Daytime condition sign:

COLOURS:

As for the applicable regulatory sign.

Indicates to the driver of a vehicle, when the sign is displayed below a regulatory sign, that the significance of such regulatory sign is applicable during daytime only.

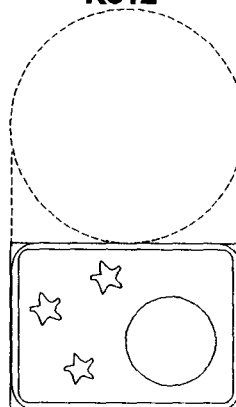
R511



R512 : Night-time condition sign:**COLOURS:**

As for the applicable regulatory sign.

Indicates to the driver of a vehicle, when the sign is displayed below a regulatory sign, that the significance of such regulatory sign is applicable during night-time only.

R512**R513 - R519 : No sign allocated**

R520 : Reserved movement left by vehicle class sign:

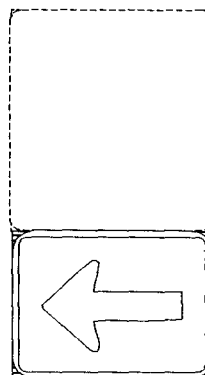
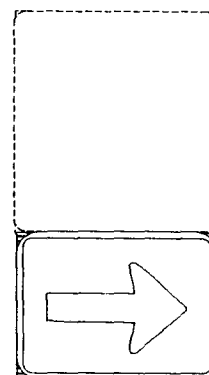
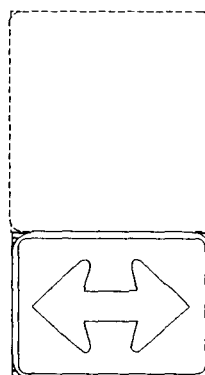
R521 : Reserved movement right by vehicle class sign:

R522 : Reserved movement to left and right by vehicle class sign:

COLOURS:

As for the applicable regulatory sign.

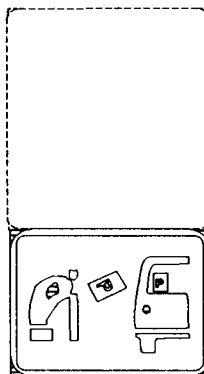
Indicates to the driver of a vehicle, when the sign is displayed below a regulatory sign, that the restriction indicated on the sign applies to the direction indicated by the arrow.

R520**R521****R522**

R523 : Pay and display sign:**COLOURS:**


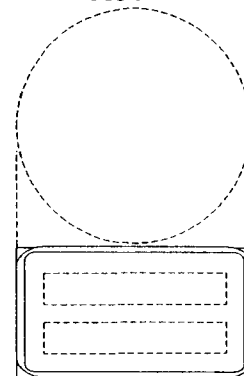
As for the applicable regulatory sign.

Indicates to the driver of a vehicle when the sign is displayed below a parking reservation sign that the use of the parking area is subject to payment by means of a method referred to in section 106 of the Ordinance.

R523**R524 - R529 : No sign allocated****R530 : Operator identity (logo) sign:****R531 : Operator identity (words) sign:****COLOURS:**


As for the regulatory sign.

Indicates to the driver of a vehicle, when the sign is displayed below a regulatory sign, that the significance of such regulatory sign applies to drivers of vehicles operated by the company, owner or organisation indicated by means of a logo or text.

R530**R531****R532- R539 : No sign allocated****R540 (Nam) : Maximum number of vehicles sign:****COLOURS:**




As for the applicable regulatory sign.

Indicates to the driver of a vehicle, when the sign is displayed below a reservation sign, that the reservation indicated on the sign is further restricted to a maximum number of vehicles as indicated by the number on the sign.

R540 (Nam)


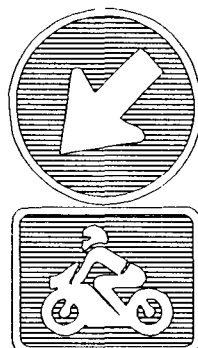

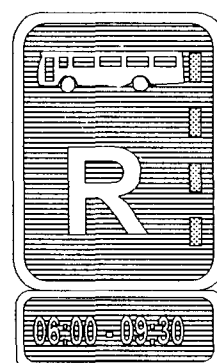






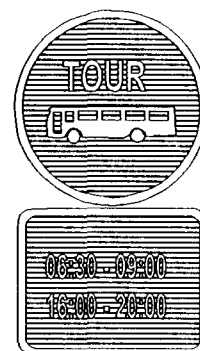



G. Derestriction signs:

- (a) A de-restriction sign indicates to the driver of a vehicle that he or she does no longer have to comply with the regulatory message displayed under the red cancellation cross on the sign.
- (b) An example of a de-restriction sign is shown.

R601**R602****R603**










H. Examples of Selective restriction regulatory signs:

Examples of selective restriction regulatory signs are shown below:



I. Examples of Regulatory Sign Combinations:

Examples of regulatory sign combinations are shown below:



Warning Signs

Warning signs shall be classified as follows:

- A Advance warning signs -
 - (i) Road layout signs
 - (ii) Direction of movement signs
 - (iii) Symbolic signs

B Hazard marker signs

C Warning combination signs

A. Advance Warning Signs :

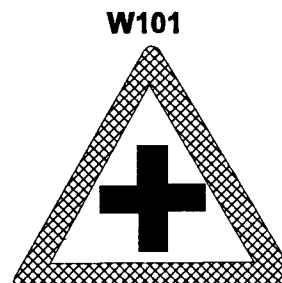
(i) Road Layout Signs:

W101 : Crossroad sign:

COLOURS:

Triangle: Red retro-reflective
Symbol: Black semi-matt
Background: White retro-reflective

Temporary sign number TW101.
Warns a road user that a crossroad is ahead.

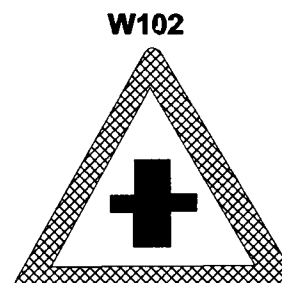


W102 : Priority crossroad sign:

COLOURS:

Triangle: Red retro-reflective
Symbol: Black semi-matt
Background: White retro-reflective

Temporary sign number TW102.
Warns a road user that a crossroad is ahead and that he or she is travelling on an approach that has priority over intersecting approaches.

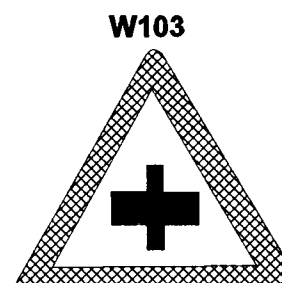


W103 : Secondary crossroad sign:

COLOURS:

Triangle: Red retro-reflective
Symbol: Black semi-matt
Background: White retro-reflective

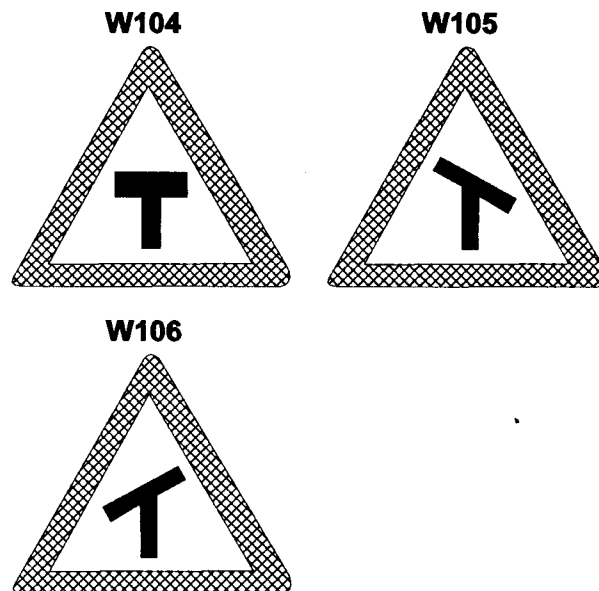
Temporary sign number TW103.
Warns a road user that a crossroad is ahead and he or she is on an approach that does not have priority over intersecting approaches.



W104 - W106 : T- and skew T-junctions sign:**COLOURS:**

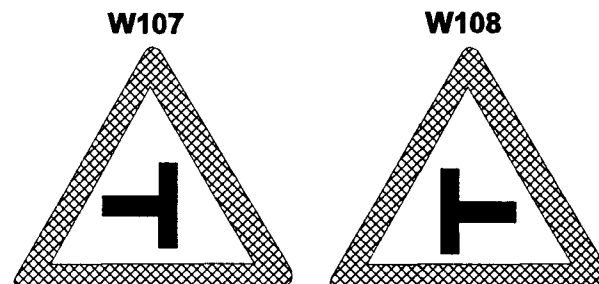
Triangle: Red retro-reflective
 Symbol: Black semi-matt
 Background: White retro-reflective

Temporary sign numbers TW104, TW105 and TW106.
 Warns a road user that a T-junction or skew T-junction is ahead where road users are required to make a sharp or acute turn either to the left or to the right.

**W107 & W108 : Side road junction sign:****COLOURS:**

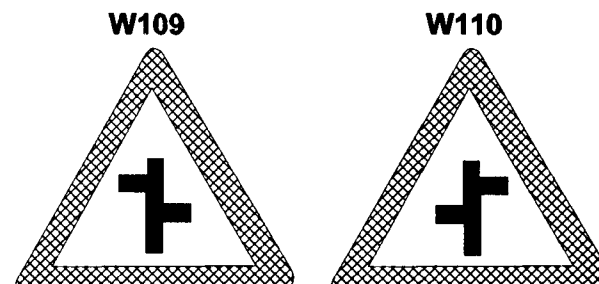
Triangle: Red retro-reflective
 Symbol: Black semi-matt
 Background: White retro-reflective

Temporary sign numbers TW107 and TW108.
 Warns a road user that a side road junction from the left or right, is ahead.

**W109 & W110 : Staggered junction sign:****COLOURS:**

Triangle: Red retro-reflective
 Symbol: Black semi-matt
 Background: White retro-reflective

Temporary sign numbers TW109 and TW110.
 Warns a road user that a staggered junction is ahead.




W111 - W114 : Sharp junction sign:**COLOURS:**

Triangle: Red retro-reflective
 Symbol: Black semi-matt
 Background: White retro-reflective

Temporary sign numbers TW111, TW112, TW113 and TW114.

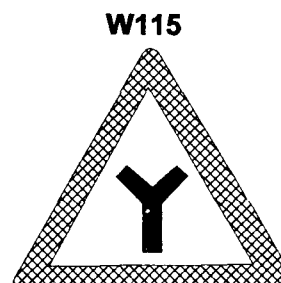
Warns a road user that a sharp junction is ahead.

**W115 : Y-junction sign:****COLOURS:**

Triangle: Red retro-reflective
 Symbol: Black semi-matt
 Background: White retro-reflective

Temporary sign number TW115.

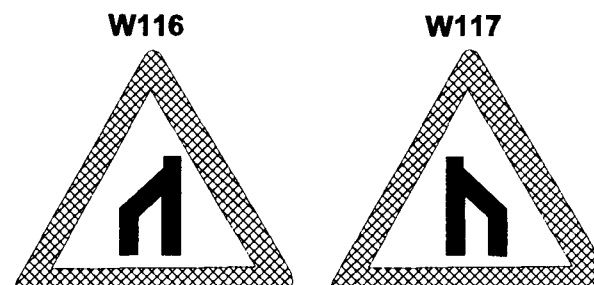
Warns a road user that a Y-junction is ahead.

**W116 & W117 : End of dual roadway sign:****COLOURS:**

Triangle: Red retro-reflective
 Symbol: Black semi-matt
 Background: White retro-reflective

Temporary sign numbers TW116 and TW117.



Warns a road user that a one-way roadway is ending and that a roadway with traffic travelling in both directions is about to be entered.



W118 & W119 : Beginning of dual roadway sign:**COLOURS:**

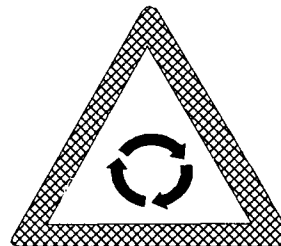
Triangle: Red retro-reflective
 Symbol: Black semi-matt
 Background: White retro-reflective

Temporary sign numbers TW118 and TW119.
 Warns a road user that a roadway with traffic travelling in both directions is ending and that a one-way roadway is about to be entered.

W118**W119****(ii) Direction of Movement Signs:****W201 : Traffic circle sign:****COLOURS:**


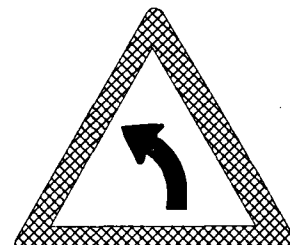
Triangle: Red retro-reflective
 Arrows: Black semi-matt
 Background: White retro-reflective

Temporary sign number TW201.
 Warns a road user that a traffic circle is ahead.

W201**W202 & W 203 : Gentle curve sign:****COLOURS:**

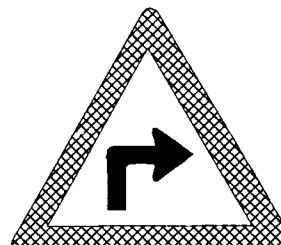

Triangle: Red retro-reflective
 Arrow: Black semi-matt
 Background: White retro-reflective

Temporary sign numbers TW202 and TW203.
 Warns a road user of a gentle curve ahead to the right or to the left.

W202**W203****W204 & W205 : Sharp curve sign:****COLOURS:**

Triangle: Red retro-reflective
 Arrow: Black semi-matt
 Background: White retro-reflective

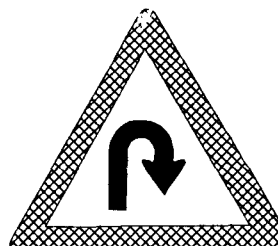
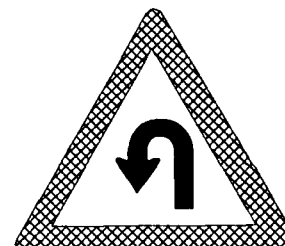
Temporary sign numbers TW204 and TW205.
 Warns a road user of a sharp curve ahead to the right or to the left.

W204**W205**

W206 & W207 : Hairpin bend sign:**COLOURS:**



Triangle: Red retro-reflective
 Arrow: Black semi-matt
 Background: White retro-reflective

Temporary sign numbers TW206 and TW207.
 Warns a road user of a sharp u-shaped bend ahead to the right or to the left.

W206**W207****W208 & W209 : Winding road sign:****COLOURS:**



Triangle: Red retro-reflective
 Arrow: Black semi-matt
 Background: White retro-reflective

Temporary sign numbers TW208 and TW209.
 Warns a road user of a series of curves in the road ahead.

W208**W209****W210 & W211 : Combined curves sign:****COLOURS:**

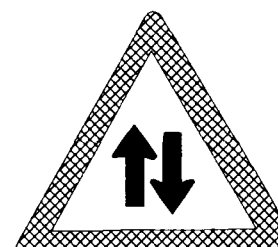
Triangle: Red retro-reflective
 Arrow: Black semi-matt
 Background: White retro-reflective

Temporary sign numbers TW210 and TW211.
 Warns a road user of a combination of two sharp curves in opposite directions.

W210**W211****W212 : Two-way traffic sign:****COLOURS:**

Triangle: Red retro-reflective
 Arrow: Black semi-matt
 Background: White retro-reflective

Temporary sign number TW212.
 Warns a road user on a one-way roadway that the roadway ahead carries traffic in both directions.

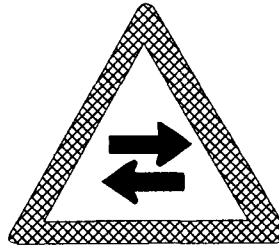
W212

W213 : Two-way traffic crossroad sign:**COLOURS:**

Triangle: Red retro-reflective
 Arrow: Black semi-matt
 Background: White retro-reflective

Temporary sign number TW213.



Warns a road user moving on a one-way roadway that the next crossroad carries two-way traffic.

W213**W214 & W215 : Lane ends sign:****COLOURS:**

Triangle: Red retro-reflective
 Arrows: Black semi-matt
 Background: White retro-reflective




Temporary sign numbers TW214 and TW215.

Warns a road user that a portion of the roadway on which he or she is travelling is reduced in width by a full lane from the right side or from the left side.

W214**W215****W216 - W218 : Concealed driveway sign:****COLOURS:**

Triangle: Red retro-reflective
 Arrows: Black semi-matt
 Background: White retro-reflective

Temporary sign numbers TW216, TW217 and TW218.
 Warns a road user that other vehicles may enter the roadway ahead from driveways on the right, or the left, or both sides, in such a manner that, due to restricted sight distance, they may constitute a hazard and that extra caution should be exercised.

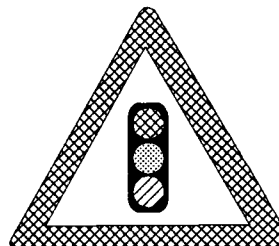
W216**W217****W218**

(iii) Symbolic Signs:**W301 : Traffic signal ahead sign:****COLOURS:**

Triangle: Red retro-reflective
 Symbol: Red, yellow & green retro-reflective on black semi-matt
 Background: White retro-reflective

Temporary sign number TW301.


Warns a road user of the presence of a traffic signal ahead.

W301**W302 : Traffic control "STOP" ahead sign:****COLOURS:**

Triangle: Red retro-reflective
 Symbol & legend: White & red retro-reflective
 Background: White retro-reflective

Temporary sign number TW302.

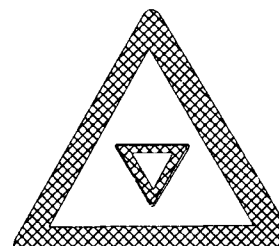
Warns a road user of the presence of a stop sign R1 ahead.

W302**W303 : Traffic control "YIELD" ahead sign:****COLOURS:**

Triangle: Red retro-reflective
 Symbol: White & red retro-reflective
 Background: White retro-reflective


Temporary sign number TW303.

Warns a road user of the presence of a yield sign R2 ahead.

W303**TW304 : Traffic control ahead sign:****COLOURS:**

Triangle: Red retro-reflective
 Symbol: Black semi-matt
 Background: Yellow retro-reflective


Warns a road user that there is a traffic officer ahead who is temporarily controlling traffic.

TW304

TW305 : Scholar patrol ahead sign:**COLOURS:**


Triangle: Red retro-reflective
 Symbol: Black semi-matt and red & white retro-reflective
 Background: Yellow retro-reflective

Warns a road user that a scholar patrol is temporarily operating ahead.

TW305**W306 : Pedestrian crossing sign:****COLOURS:**


Triangle: Red retro-reflective
 Symbol: Black semi-matt
 Background: White retro-reflective

Temporary sign number TW306.
 Warns a road user of a marked pedestrian crossing ahead.

W306**W307 : Pedestrians sign:****COLOURS:**


Triangle: Red retro-reflective
 Symbol: Black semi-matt
 Background: White retro-reflective

Temporary sign number TW307.
 Warns a road user of the possible presence of pedestrians ahead.

W307**W308 : Children sign:****COLOURS:**

Triangle: Red retro-reflective
 Symbol: Black semi-matt
 Background: White retro-reflective

Temporary sign number TW308.
 Warns a road user of the possible presence of children near schools, playgrounds, sports fields or other places ahead.


W308

W309 : Cyclists sign:**COLOURS:**

Triangle: Red retro-reflective
 Symbol: Black semi-matt
 Background: White retro-reflective




Temporary sign number TW309.

Warns a road user of the possible presence of cyclists ahead.

W309**W310 - W312 : Farm animals sign:****COLOURS:**




Triangle: Red retro-reflective
 Symbol: Black semi-matt
 Background: White retro-reflective

Temporary sign numbers TW310, TW311 and TW312.
 Warns a road user of the possible presence of farm animals either crossing or straying onto the public road ahead.

W310**W311****W312****W313, W357 (Nam) & W358 (Nam) : Wild animals ahead sign:****COLOURS:**

Triangle: Red retro-reflective
 Symbol: Black semi-matt
 Background: White retro-reflective

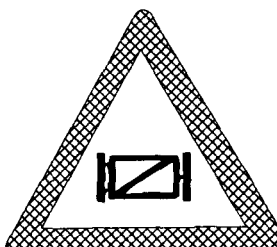
Warns a road user of the possible presence of wild animals either crossing or straying onto the public road ahead.

W313**W357 (Nam)****W358 (Nam)**

W314 : Gate sign:**COLOURS:**

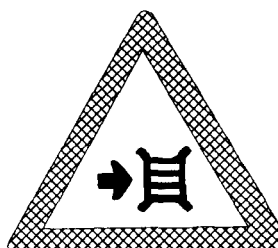
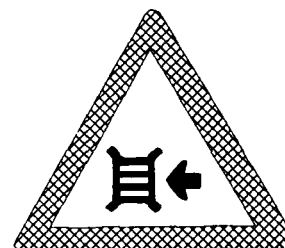
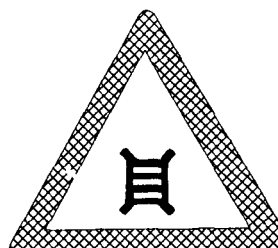
Triangle: Red retro-reflective
 Symbol: Black semi-matt
 Background: White retro-reflective

Warns a road user that the roadway ahead may be closed by a gate or that a railway crossing with gates, booms or barriers is ahead.

W314**W315 - W317 : Motor gate sign:****COLOURS:**


Triangle: Red retro-reflective
 Symbol: Black semi-matt
 Background: White retro-reflective

Warns a road user that a motor gate is ahead on the right side, the left side or in the centre of the roadway.

W315**W316****W317****W318 : Railway crossing sign:****COLOURS:**

Triangle: Red retro-reflective
 Symbol: Black semi-matt
 Background: White retro-reflective


Temporary sign number TW318.
 Warns a road user that a railway crossing is ahead.

W318

W319 : Tunnel sign:**COLOURS:**

Triangle: Red retro-reflective
 Symbol: Black semi-matt
 Background: White retro-reflective

Warns a road user of the presence of a tunnel over the roadway ahead.

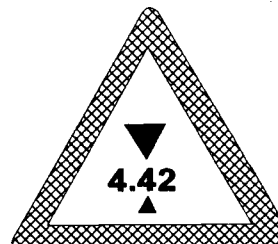
W319**W320 : Height restriction sign:****COLOURS:**

Triangle: Red retro-reflective
 Symbol & legend: Black semi-matt
 Background: White retro-reflective

Temporary sign number TW320.

Warns a road user that the clearance of -

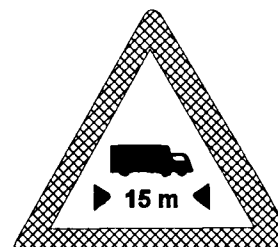
- (a) a height gauge located on a railway crossing ahead over which electrified high tension contact wires are installed; or
 - (b) an overhead structure;
- is restricted as indicated on the sign in metres by means of a number.

W320**W321 : Length restricted sign:****COLOURS:**

Triangle: Red retro-reflective
 Symbol & legend: Black semi-matt
 Background: White retro-reflective

Temporary sign number TW321.



Warns a road user that the permissible length of vehicles is restricted as indicated on the sign in metres by means of a number.

W321**W322 & W323 : Steep ascent and descent sign:****COLOURS:**

Triangle: Red retro-reflective
 Symbol & legend: Black semi-matt
 Background: White retro-reflective

Temporary sign numbers TW322 and TW323.

Warns a road user of a steep uphill or downhill ahead.


W322**W323**

W324 : Slow moving heavy vehicles sign:**COLOURS:**

Triangle: Red retro-reflective
 Symbol: Black semi-matt
 Background: White retro-reflective

Temporary sign number TW324.

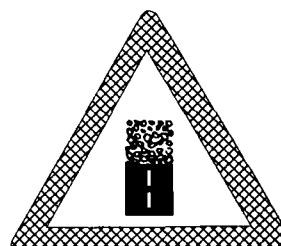
Warns a road user that due to a steep downhill ahead, heavy vehicles may be travelling very slowly in a low gear.

W324**W325 : Gravel road begins sign:****COLOURS:**

Triangle: Red retro-reflective
 Symbol: Black semi-matt
 Background: White retro-reflective

Temporary sign number TW325.

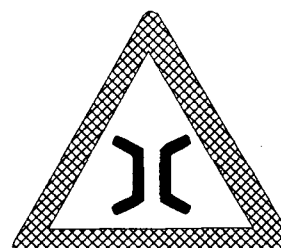
Warns a road user that the asphalt, tar or concrete road surface on which he or she is travelling is about to end and that the road surface will become gravel.

W325**W326 : Narrow bridge sign:****COLOURS:**

Triangle: Red retro-reflective
 Symbol: Black semi-matt
 Background: White retro-reflective

Temporary sign number TW326.


Warns a road user that the width of the roadway is narrowed at a bridge on the roadway ahead.

W326**W327 : One vehicle width structure sign:****COLOURS:**

Triangle: Red retro-reflective
 Symbol: Black semi-matt
 Background: White retro-reflective

Temporary sign number TW327.

Warns a road user that the width of the structure on the roadway ahead is less than five metres and that traffic shall stop at the entrance thereto if a vehicle approaching from the opposite direction is already on the structure, or so close thereto as to constitute a danger.


W327

W328 : Road narrows from both sides sign:**COLOURS:**

Triangle: Red retro-reflective
 Symbol: Black semi-matt
 Background: White retro-reflective

Temporary sign number TW328.

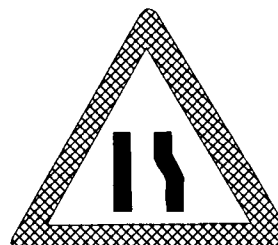
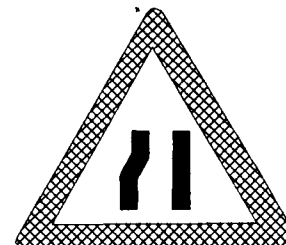
Warns a road user that the roadway ahead narrows from both sides.

W328**W329 & W330 : Road narrows from one side only sign:****COLOURS:**

Triangle: Red retro-reflective
 Symbol: Black semi-matt
 Background: White retro-reflective

Temporary sign numbers TW329 and TW330.

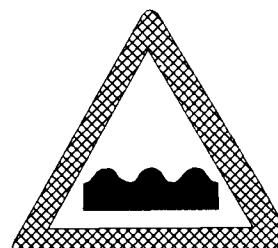
Warns a road user that the roadway ahead narrows from the right or left side only.

W329**W330****W331 : Uneven roadway sign:****COLOURS:**

Triangle: Red retro-reflective
 Symbol: Black semi-matt
 Background: White retro-reflective

Temporary sign number TW331.

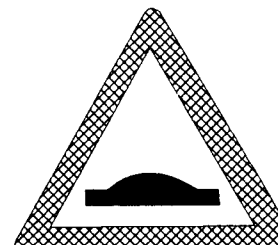
Warns a road user that there is a dip or ridge in the roadway or that the road surface is generally uneven or potholed.

W331**W332 : Speed humps sign:****COLOURS:**

Triangle: Red retro-reflective
 Symbol: Black semi-matt
 Background: White retro-reflective

Temporary sign number TW332.

Warns a road user of speed humps on the roadway ahead.

W332

W333 : Slippery road sign:**COLOURS:**

Triangle: Red retro-reflective
 Symbol: Black semi-matt
 Background: White retro-reflective

Temporary sign number TW333.



Warns a road user of abnormally slippery conditions on the roadway ahead.

W333**W334 & W335 : Falling rocks sign:****COLOURS:**

Triangle: Red retro-reflective
 Symbol: Black semi-matt
 Background: White retro-reflective


Temporary sign numbers TW334 and TW335.

Warns a road user of the possibility of falling or fallen rocks or stones on the right or left side of the roadway ahead.

W334**W335****TW336 : Roadworks sign:****COLOURS:**

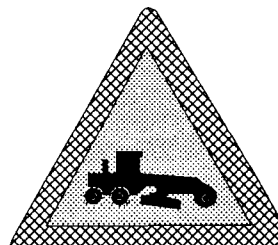
Triangle: Red retro-reflective
 Symbol: Black semi-matt
 Background: Yellow retro-reflective

Warns a road user that temporary road construction, maintenance or related work is in progress ahead.

TW336**TW337 : Grader working sign:****COLOURS:**

Triangle: Red retro-reflective
 Symbol: Black semi-matt
 Background: Yellow retro-reflective


Warns a road user that a grader is working on the roadway ahead.

TW337

TW338 : Loose stones sign:**COLOURS:**

Triangle: Red retro-reflective
 Symbol: Black semi-matt
 Background: Yellow retro-reflective


Warns a road user of the presence of loose stones or gravel on the roadway ahead.

TW338**W339 : General warning sign:****COLOURS:**

Triangle: Red retro-reflective
 Symbol: Black semi-matt
 Background: White retro-reflective



Temporary sign number TW339.

Warns a road user that there is a hazard on the roadway ahead.

W339**TW340 & TW341 : Surface step sign:****COLOURS:**


Triangle: Red retro-reflective
 Symbol: Black semi-matt
 Background: Yellow retro-reflective

Warns a road user of a hazardous change in the surface of the roadway.

TW340**TW341****TW342 : Soft shoulder sign:****COLOURS:**

Triangle: Red retro-reflective
 Symbol: Black semi-matt
 Background: Yellow retro-reflective


Warns a road user that the material of the shoulder of the roadway is softer than would be reasonably expected and constitutes a hazard to anyone wishing to pull off the roadway.

TW342

TW343 : "Stop/Go" control ahead sign:**COLOURS:**



Triangle: Red retro-reflective
 Symbol & legend: Red & white retro-reflective & black semi-matt
 Background: Yellow retro-reflective

Warns a road user that traffic ahead is being temporarily controlled by a portable STOP/GO sign R1.5(Nam).

TW343**W344 & W345 : Heavy vehicles or construction vehicles crossing sign:****COLOURS:**

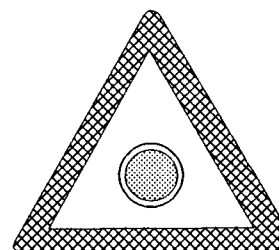
Triangle: Red retro-reflective
 Symbol: Black semi-matt
 Background: White retro-reflective

Temporary sign numbers TW344 and TW345.
 Warns a road user that heavy vehicles or construction vehicles regularly cross or enter the roadway ahead from the left or right side.

W344**W345****W346 : Emergency flashing light sign:****COLOURS:**

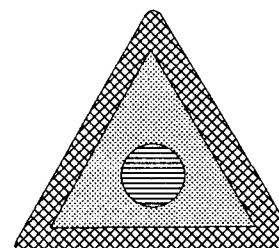
Triangle: Red retro-reflective
 Symbol: Yellow flashing light
 Background: White retro-reflective

Temporary sign number TW346.
 Warns a road user of a hazard ahead by means of an intermittent flashing yellow circular light within the warning sign.

W346**TW347 : Temporary police flashing light sign:****COLOURS:**

Triangle: Red retro-reflective
 Symbol: Blue flashing light
 Background: Yellow retro-reflective


Warns a road user of the presence of police ahead at a temporary stop sign R1, or warns of an accident site or similar occurrence where the police are present.

TW347

W348 : Jetty edge or river-bank sign:**COLOURS:**


Triangle: Red retro-reflective
Symbol: Black semi-matt
Background: White retro-reflective

Warns a road user that the roadway ahead leads to a jetty edge or a river bank.

W348**W349 : Crosswind sign:****COLOURS:**

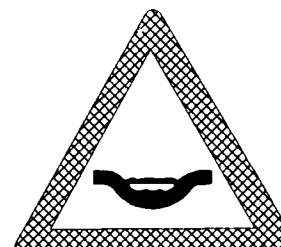
Triangle: Red retro-reflective
Legend: Black semi-matt
Background: White retro-reflective

Warns a road user of the possibility of a severe crosswind ahead which is capable of deflecting a vehicle from its path.

W349**W350 : Drift sign:****COLOURS:**


Triangle: Red retro-reflective
Symbol: Black semi-matt
Background: White retro-reflective

Temporary sign number TW350.
Warns a road user of a drift ahead which may contain water, rock outcrops or loose material.

W350**W351 : Low flying aircraft sign:****COLOURS:**

Triangle: Red retro-reflective
Symbol: Black semi-matt
Background: White retro-reflective


Warns a road user of the possibility of the presence of low flying aircraft in the vicinity of the roadway.

W351

W352 : Agricultural vehicle sign:**COLOURS:**

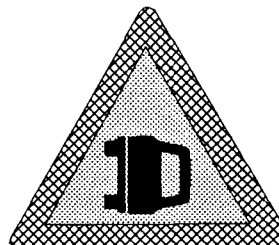
Triangle: Red retro-reflective
Symbol: Black semi-matt
Background: White retro-reflective

Warns a road user that slow moving agricultural vehicles regularly cross or enter the roadway ahead.

W352**TW353 : Accident ahead sign:****COLOURS:**

Triangle: Red retro-reflective
Symbol: Black semi-matt
Background: Yellow retro-reflective


Warns a road user that there is an accident ahead.

TW353**W354 : Reduced visibility sign:****COLOURS:**

Triangle: Red retro-reflective
Symbol: Black semi-matt
Background: White retro-reflective and black semi-matt

Temporary sign number TW354.


Warns a road user of the possibility of reduced visibility ahead which might cause a hazard to road users.

W354

B. Hazard Marker Signs:**W401 & W402 : Danger plate sign:****COLOURS:**

Red retro-reflective on white retro-reflective

Warns a road user of an obstruction or alteration in the roadway alignment to the left or right side of the roadway.

W401**W402****TW401 & TW402 : Delineator plate sign:****COLOURS:**

Black semi-matt on yellow retro-reflective

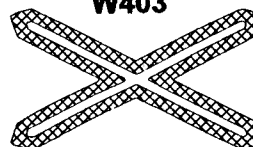
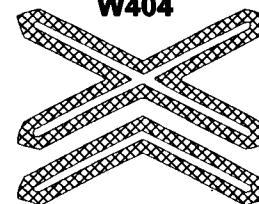
Warns a road user of a temporary obstruction or guides the road user through temporary changes in the roadway alignment to the left or right side of the roadway.

TW401**TW402****W403 & W404 : Railway crossing sign:****COLOURS:**

Outer cross: Red retro-reflective

Inner cross: White retro-reflective

Warns a road user of one or more railway lines at a railway crossing.

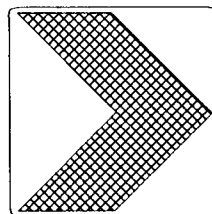

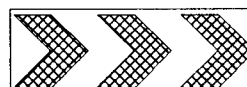
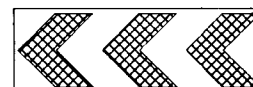
W403**W404****W405 - W408 : Sharp curve chevron sign:****COLOURS:**

Arrow: Red retro-reflective

Background: White retro-reflective


Temporary sign numbers TW405, TW406, TW407 and TW408.

Warns a road user that the roadway ahead is diverted to the right or left owing to a sudden change of direction.

W405**W406****W407****W408**

W409 : T-junction chevron sign:**COLOURS:**

Arrow: Red retro-reflective
 Background: White retro-reflective

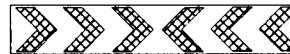
W409

Temporary sign number TW409.

Warns a road user that the roadway does not continue beyond the junction and that a turn must be made to the right or left.

W410 : Dead end or road closed chevron sign:**COLOURS:**

Arrow: Red retro-reflective
 Background: White retro-reflective


W410

Temporary sign number TW410.

Warns a road user that the roadway does not continue beyond the sign.

TW411 : Temporary barricade sign:**COLOURS:**

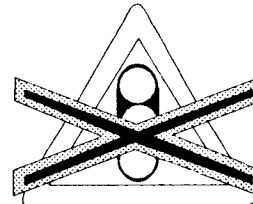
Symbols: Red retro-reflective
 Background: Yellow retro-reflective

TW411

Warns a road user that a portion of the roadway is temporarily closed to traffic.

TW412 : Traffic signal out of order sign:**COLOURS:**


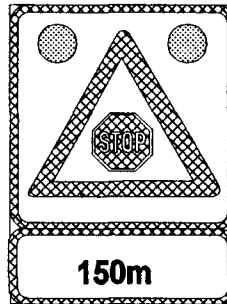
Cross: Black semi-matt
 Border: Yellow retro-reflective

TW412

Warns a road user that the traffic signals ahead are temporarily out of order.

C. Warning Combination Signs:

Examples of warning combination signs are as follows:



Guidance Signs

(1) Guidance signs shall be classified as follows:

- A Location signs
- B Route marker signs
- C Direction signs
- D Freeway direction signs
- E Tourism signs
- F Diagrammatic signs

- (2) A street name sign GL1 may be provided in any combination of colours, provided that the border and legend are in a dark colour and the background is a light colour.
- (3) A town or city name sign GL3 may include a full colour depiction of the town's or city's crest.
- (4) A national, regional or district border sign GL5 may include a full colour depiction of the national, regional or district crest.
- (5) A route name sign GL7 may incorporate a symbol indicating the class of freeway, a toll route symbol or end of toll route symbol, as the case may be.
- (6) A metropolitan route marker sign may display a unique internal shape identified with the specific metropolitan area within which the route lies, as shown by sign GE12.
- (7) A main or district road is indicated by a horizontal rectangular shape as shown by sign GE13.
- (8) A secondary route is indicated by diamond shape as shown by sign GE14.
- (9) A major route is indicated by a pentagon shape as shown by sign GE15.
- (10) An interchange number may be indicated in black on white in the top left hand corner of an advance direction sign GD1, freeway exit direction signs GA1, GA2, GA2/3, GA3 and GA4, freeway crossroad sign GB1 and tourism freeway advance sign GF1.
- (11) In an urban or metropolitan area the name of the local authority in whose region a freeway interchange is located may be indicated in black on white at the top of freeway exit direction signs GA1, GA2, GA2/3, GA3, and freeway crossroad sign GB1: Provided that such a place name shall not be displayed on signs serving an

interchange between two freeways.

- (12) In an urban or metropolitan area the principal destination name may be the name of the intersecting cross-street.
- (13) In an urban area the name of the intersecting cross street may be indicated in black on white at the top of advance off-ramp terminal direction sign GA5 and an off-ramp terminal direction sign GA6.
- (14) A T-junction chevron sign W409 shall be mounted below an off-ramp terminal direction sign GA6. The length of sign W409 shall equal the length of sign GA6.
- (15) An arrangement, or cluster of upward pointing arrows as used on overhead advance direction signs GD12 to GD16 and on overhead supplementary exit/through direction sign GC3U, overhead advance off-ramp direction sign GC5U or overhead collector-distributor through direction sign GC7U shall accurately represent the number of exit lanes, any shared lanes and the number of through or straight-on lanes. The shape of the arrows shall show any significant change in direction existing in any section of lane as indicated by such signs.
- (16) A tourism lay-by advance sign GF5 and a lay-by turn-in sign GF6 may be used with an appropriate symbol for lay-bys other than rest areas.
- (17) Tourism Information sign GF16 may be incorporated into an information board.
- (18) Any diagrammatic sign may be displayed in an overhead position. The number of such sign is derived by placing the number 6 in front of the normal sign numerals.
- (19) A distance, representing the distance that the sign referred to in paragraph (18) is displayed in advance of the point on the roadway to which it applies, may be located below the overhead diagrammatic portion of the sign but within the outer border. The number of such sign denoting such distance is derived by placing the letter D after the sign number.
- (20) The guidance signs shown in these Regulations are only examples of such types of signs.

A. Location Signs:

GL1 : Street name sign:

COLOURS:

Border: Black semi-matt
 Legend: Black semi-matt
 Background: White semi-matt or retro-reflective

GL1

INDEPENDENCE AVENUE

GL2 : Suburb name sign:

COLOURS:

Border: Black semi-matt
 Legend: Black semi-matt
 Background: White semi-matt or retro-reflective

GL2

TAMARISKIA

GL3 : Town or city name sign:**COLOURS:**

Border: Black semi-matt
 Legend: Black semi-matt
 Background: White semi-matt or retro-reflective

GL3**GL4 : River name sign:****COLOURS:**

Border: Black semi-matt
 Legend: Black semi-matt
 Symbol: Blue retro-reflective
 Background: White retro-reflective

GL4**GL5 : National, regional or district border sign:****COLOURS:**

Border: Black semi-matt
 Legend: Black semi-matt
 Background: White semi-matt or retro-reflective

GL5**GL6 : Geographical location sign:****COLOURS:**

Border: Black semi-matt
 Legend: Black semi-matt
 Background: White semi-matt or retro-reflective

GL6**GL7 : Route name sign:****COLOURS:**

Border: Black semi-matt
 Legend: Black semi-matt
 Symbol: Black semi-matt or black semi-matt on yellow retro-reflective
 Background: White retro-reflective

GL7


GL8 : Interchange name sign:**COLOURS:**

Border:	Black semi-matt
Legend:	Black semi-matt
Symbol:	Black semi-matt
Background:	White semi-matt or retro-reflective

GL8**B. Route Marker Signs:****GE1 - GE4 : Advance trailblazer sign:****COLOURS:**

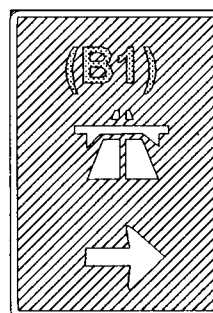
Border & arrow:	White retro-reflective
Legend:	Yellow retro-reflective
Symbol:	White retro-reflective
Background:	Blue or green retro-reflective

Temporary sign numbers TGE1, TGE2, TGE3 and TGE4.

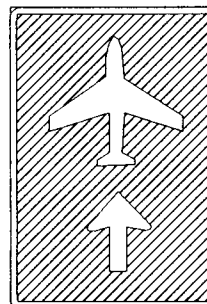
GE1 - GE4**GE5 - GE 8 : Trailblazer sign:****COLOURS:**

Border & arrow:	White retro-reflective
Legend:	Yellow retro-reflective
Symbol:	White retro-reflective
Background:	Blue or green retro-reflective

Temporary sign numbers TGE5, TGE6, TGE7 and TGE8.

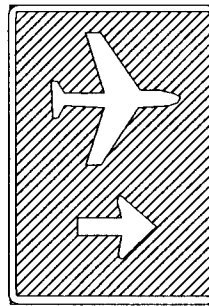
GE5 - GE8**GE9 : Advance transport trailblazer sign:****COLOURS:**

Border & arrow:	White retro-reflective
Symbol:	White retro-reflective
Background:	Blue or green retro-reflective

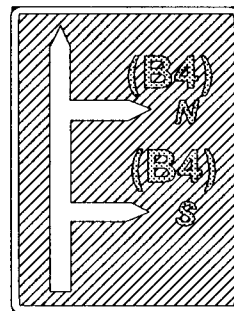
GE9

GE10 : Transport trailblazer sign:**COLOURS:**

Border & arrow: White retro-reflective
 Symbol: White retro-reflective
 Background: Blue or green retro-reflective




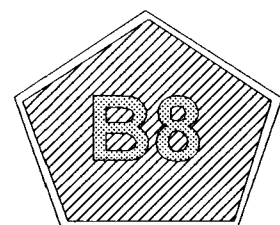
GE10**GE11 : Map-type advance trailblazer sign:****COLOURS:**

Border & arrow: White retro-reflective
 Legend: Yellow retro-reflective
 Background: Blue or green retro-reflective

GE11**GE12 - GE15 : Confirmation route marker sign:****COLOURS:**

Border: White retro-reflective
 Legend: Yellow retro-reflective
 Background: Blue or green retro-reflective

Temporary sign numbers TGE12, TGE13, TGE14 and TGE15.

GE12**GE13****GE14****GE15**

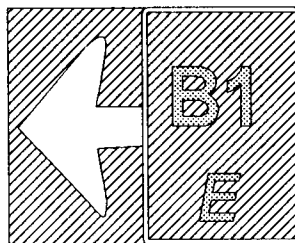
GE12.1 & GE12.2 - GE15.1 & GE15.2: Direction route marker sign:

COLOURS:

Border & arrow: White retro-reflective
 Legend: Yellow retro-reflective
 Background: Blue or green retro-reflective

Temporary sign numbers TGE12.1 and TGE12.2 to TGE15.1 and TGE15.2.

**GE12.1 & GE12.2-
GE15.1 & GE15.2**



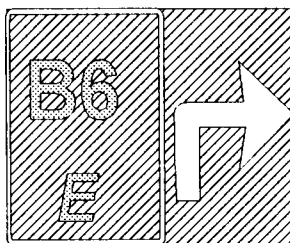
GE12.3, GE12.4 & GE12.5 - GE15.3, GE15.4 & GE15.5 : Advance direction route marker sign:

COLOURS:

Border & arrow: White retro-reflective
 Legend: Yellow retro-reflective
 Background: Blue or green retro-reflective

Temporary sign numbers TGE12.3, TGE12.4 and TGE12.5 to TGE15.3, TGE15.4 and TGE15.5.

**GE12.3, GE12.4 &
GE12.5 - GE 15.3,
GE 15.4 & GE15.5**

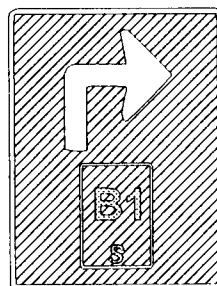


GE12.6 - GE12.8 : Overhead advance route marker sign:

COLOURS:


Border & arrow: White retro-reflective
 Legend: Yellow retro-reflective
 Background: Blue or Green retro-reflective

GE12.6 - GE12.8




GE16 - GE16.5 : Alternative route marker signs:**COLOURS:**

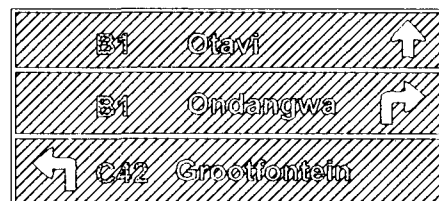
Border: White retro-reflective
 Legend: Yellow retro-reflective
 Symbol: Black semi-matt on yellow retro-reflective
 Background: Blue or green retro-reflective

GE16 - GE16.5**GE17 - GE17.5 : Bicycle route marker sign:****COLOURS:**

Border: White retro-reflective
 Legend: Yellow retro-reflective
 Symbol: White retro-reflective
 Background: Green retro-reflective

GE17 - GE17.5**C. Direction Signs:****GD1 : Stack-type advance direction sign:****COLOURS:**

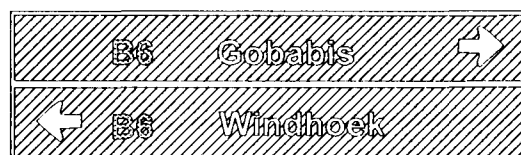
Border & arrow: White retro-reflective
 Route number: Yellow retro-reflective
 Legend: White retro-reflective
 Background: Green semi-matt or retro-reflective

GD1

Temporary sign number TGD1.

GD2 : Stack-type direction sign:**COLOURS:**

Border & arrow: White retro-reflective
 Route number: Yellow retro-reflective
 Legend: White retro-reflective
 Background: Green semi-matt or retro-reflective

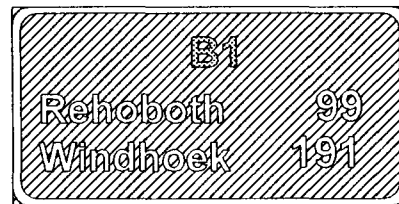
GD2

Temporary sign number TGD2.

GD3 : Confirmation sign:**COLOURS:**


Border: White retro-reflective
 Route number: Yellow retro-reflective
 Legend: White retro-reflective
 Background: Green semi-matt or retro-reflective

Temporary sign number TGD3.

GD3**GD4 : Fingerboard sign:****COLOURS:**


Border, symbol & legend: White retro-reflective
 Background: Green semi-matt or retro-reflective

Temporary sign number TGD4.


GD4**GD5 - GD9 : Map-type advance direction sign:****COLOURS:**

Border & arrow: White retro-reflective
 Route number: Yellow retro-reflective
 Legend: White retro-reflective
 Background: Blue or green semi-matt or retro-reflective

Temporary sign numbers TGD5, TGD6, TGD7, TGD8 and TGD9.


GD5 - GD9**GD10 : Overhead advance direction sign:****COLOURS:**

Border & arrow: White retro-reflective
 Route number: Yellow retro-reflective
 Legend: White retro-reflective
 Background: Blue or green retro-reflective

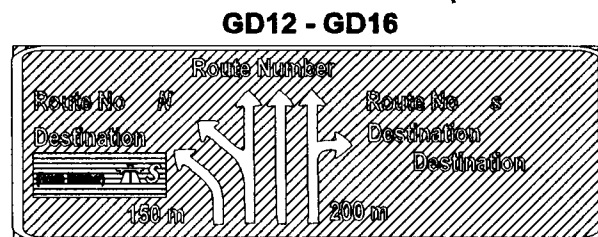
GD10

GD11 : Overhead direction sign:**COLOURS:**

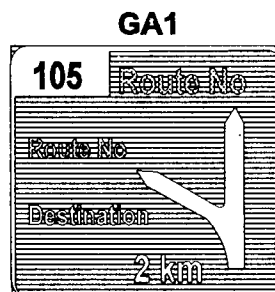
Border & arrow:	White retro-reflective
Route number:	Yellow retro-reflective
Legend:	White retro-reflective
Background:	Blue or green retro-reflective

**GD12 - GD16 : Overhead advance direction sign:****COLOURS:**

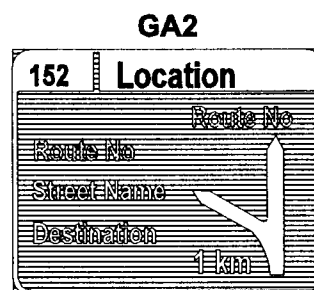
Border, symbol & arrow:	White retro-reflective
Route number:	Yellow retro-reflective
Legend:	White retro-reflective
Background:	Blue or green retro-reflective

**D. Freeway Direction Signs:****GA1 : Pre-advance exit direction sign:****COLOURS:**

Border & arrow:	White retro-reflective
Legend:	White retro-reflective
Route number:	Yellow retro-reflective
Background:	Blue retro-reflective
Interchange exit number:	Black semi-matt on white retro-reflective

**GA2 : Advance exit direction sign:****COLOURS:**

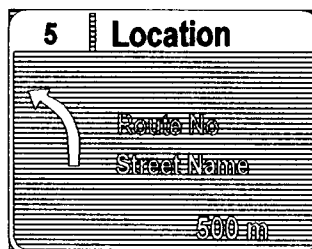
Border & arrow:	White retro-reflective
Legend:	White retro-reflective
Route number:	Yellow retro-reflective
Background:	Blue retro-reflective
Interchange exit number & location:	white retro-reflective



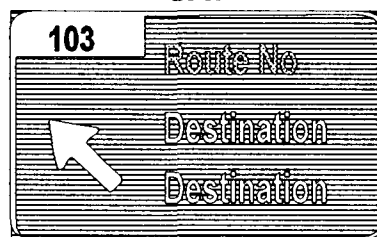
GA2/3 : Supplementary exit direction sign:**COLOURS:**

Border & arrow:	White retro-reflective
Legend:	White retro-reflective
Route number:	Yellow retro-reflective
Background:	Blue retro-reflective
Interchange exit number & location:	Black semi-matt on white retro-reflective

Temporary sign number TGA2/3


GA2/3**GA3 : Exit direction sign:****COLOURS:**

Border & arrow:	White retro-reflective
Legend:	White retro-reflective
Route number:	Yellow retro-reflective
Background:	Blue retro-reflective
Interchange exit number & location:	Black semi-matt on white retro-reflective

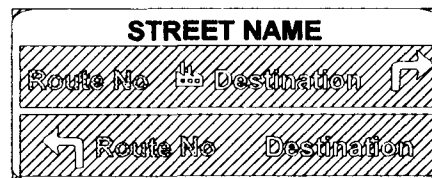
GA3**GA4 : Gore exit direction sign:****COLOURS:**

Border & arrow:	White retro-reflective
Legend:	Black semi-matt
Background:	Blue retro-reflective
Chevron:	Red retro-reflective on white retro-reflective

Temporary sign number TGA4.

GA4**GA5 : Advance off-ramp terminal direction sign:****COLOURS:**

Border & arrow:	White retro-reflective
Legend:	White retro-reflective
Route number:	Yellow retro-reflective
Background:	Green retro-reflective
Street name:	Black semi-matt on white retro-reflective

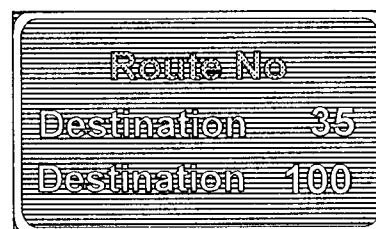
GA5

GA6 : Off-ramp terminal direction sign:**COLOURS:**

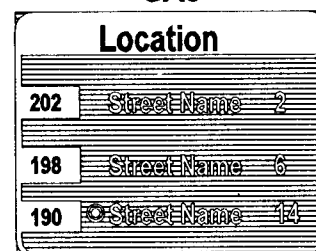
Border & arrow:	White retro-reflective
Legend:	White retro-reflective
Route number:	Yellow retro-reflective
Background:	Green retro-reflective
Chevron:	Red retro-reflective on white retro-reflective

GA6**GA7 : Confirmation sign:****COLOURS:**


Border:	White retro-reflective
Legend:	White retro-reflective
Route number:	Yellow retro-reflective
Background:	Blue retro-reflective

GA7**GA8 : Exit sequence sign:****COLOURS:**

Border & legend:	White retro-reflective
Background:	Blue retro-reflective
Interchange exit numbers & location	Black semi-matt on white retro-reflective

GA8**GB1 : Cross-road advance direction sign:****COLOURS:**

Border & arrow:	White retro-reflective
Legend:	White retro-reflective
Route number:	Yellow retro-reflective
Background:	Green or Blue & green retro-reflective
Interchange exit number:	Black semi-matt on white retro-reflective


GB1

GB2 : Near side on-ramp direction sign:**COLOURS:**

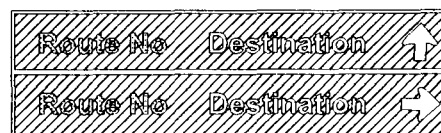
Border & arrow:	White retro-reflective
Legend:	White retro-reflective
Route number:	Yellow retro-reflective
Background:	Blue or green retro-reflective

GB2**GB3 : Advance far-side on-ramp direction sign:****COLOURS:**

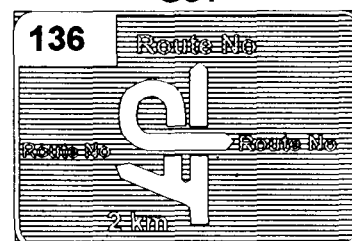
Border & arrow:	White retro-reflective
Legend:	White retro-reflective
Route number:	Yellow retro-reflective
Background:	Blue or green retro-reflective

GB3**GB4 : Far-side on-ramp direction sign:****COLOURS:**

Border & arrow:	White retro-reflective
Legend:	White retro-reflective
Route number:	Yellow retro-reflective
Background:	Blue or green retro-reflective

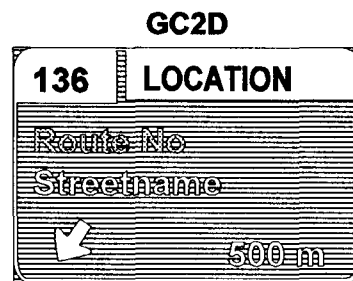
GB4**GC1 : Overhead pre-advance exit direction sign:****COLOURS:**

Border & arrow:	White retro-reflective
Legend:	White retro-reflective
Route number:	Yellow retro-reflective
Background:	Blue retro-reflective
Interchange exit number:	Black semi-matt on white retro-reflective

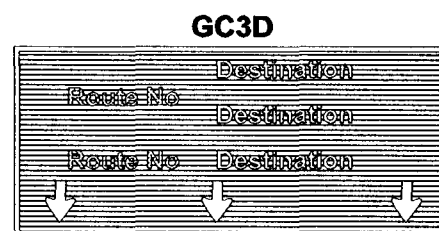
GC1

GC2D : Overhead advance exit direction sign:**COLOURS:**

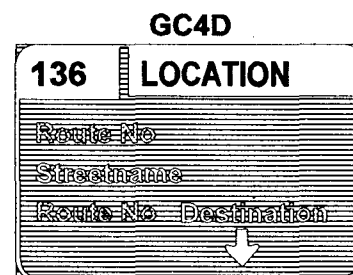
Border & arrow:	White retro-reflective
Legend:	White retro-reflective
Route number:	Yellow retro-reflective
Background:	Blue retro-reflective
Interchange exit number & location:	Black semi-matt on white retro-reflective

**GC3D : Overhead through or straight-on direction sign:****COLOURS:**

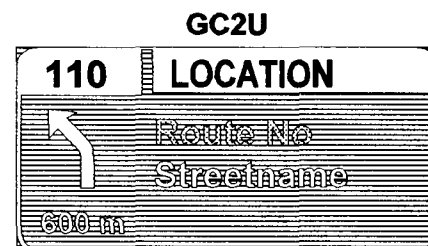
Border & arrow:	White retro-reflective
Legend:	White retro-reflective
Route number:	Yellow retro-reflective
Background:	Blue retro-reflective

**GC4D : Overhead exit direction sign:****COLOURS:**

Border & arrow:	White retro-reflective
Legend:	White retro-reflective
Route number:	Yellow retro-reflective
Background:	Blue retro-reflective
Interchange exit number & destination:	Black semi-matt on white retro-reflective

**GC2U : Overhead advance exit direction sign:****COLOURS:**

Border & arrow:	White retro-reflective
Legend:	White retro-reflective
Route number:	Yellow retro-reflective
Background:	Blue retro-reflective
Interchange exit number & location:	Black semi-matt on white retro-reflective

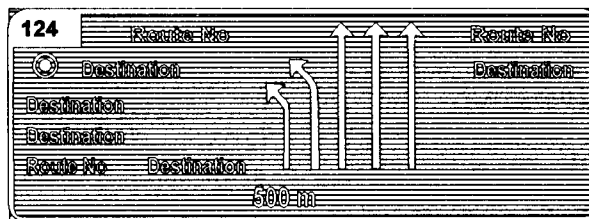


GC3U : Overhead supplementary exit/ through direction sign:

COLOURS:

Border, symbol	
& arrow:	White retro-reflec tive
Legend:	White retro-reflective
Route number:	Yellow retro-reflective
Background:	Blue retro-reflective
Interchange exit	Black semi-matt on
number	white retro-reflective

GC3U

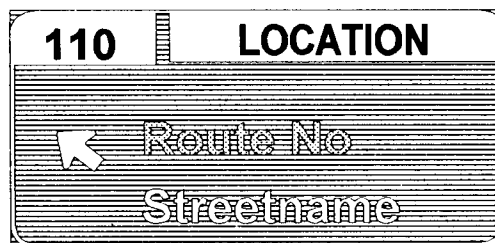


GC4U : Overhead exit direction sign:

COLOURS:

Border & arrow:	White retro-reflective
Legend:	White retro-reflective
Route number:	Yellow retro-reflective
Background:	Blue retro-reflective
Interchange exit	Black semi-matt on
number & location:	white retro-reflective

GC4U

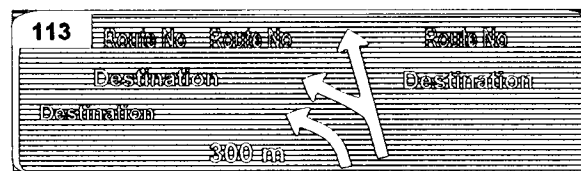


GC5U : Overhead advance off-ramp direction sign:

COLOURS:

Border & arrow:	White retro-reflective
Legend:	White retro-reflective
Route number:	Yellow retro-reflective
Background:	Blue retro-reflective
Interchange exit	Black semi-matt on
number	white retro-reflective

GC5U

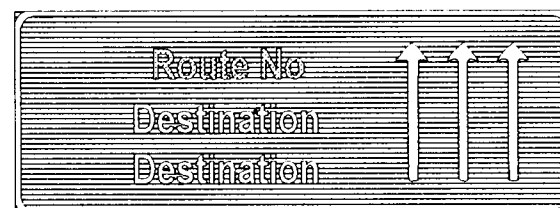


GC6U : Overhead through direction sign:

COLOURS:

Border & arrow:	White retro-reflective
Legend:	White retro-reflective
Route number:	Yellow retro-reflective
Background:	Blue retro-reflective

GC6U




GC7U : Overhead collector-distributor through direction sign:

COLOURS:

Border & arrow	White retro-reflective
Legend:	White retro-reflective
Route number:	Yellow retro-reflective
Background:	Blue retro-reflective

GC7U



E. Tourism Signs:

GF1 : Freeway advance exit sign:

COLOURS:

Border & legend:	White retro-reflective
Symbol:	White or coloured retro-reflective
Background:	Brown semi-matt or retro-reflective
Interchange exit number:	Black semi-matt on white retro-reflective

GF1



GF2 : Advance turn sign:

COLOURS:

Border & arrow:	White retro-reflective
Legend:	White retro-reflective
Symbol:	White or coloured retro-reflective
Background:	Brown semi-matt or retro-reflective

GF2




GF3 : Final turn sign:

COLOURS:


Border & arrow	White retro-reflective
Legend:	White retro-reflective
Symbol:	White or coloured retro-reflective
Background:	Brown semi-matt or retro-reflective

GF3

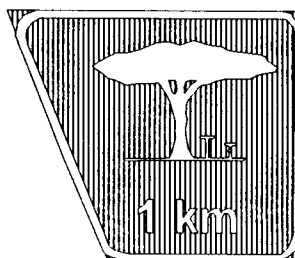


GF4 : Gore exit sign:**COLOURS:**

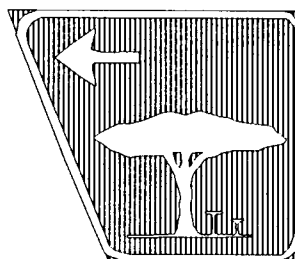
Border & arrow	White retro-reflective
Background:	Brown retro-reflective
Chevron:	Red retro-reflective on white retro-reflective
Interchange exit number:	Black semi-matt on white retro-reflective

GF4**GF5 : Layby advance sign:****COLOURS:**


Border & legend:	White retro-reflective
Symbol:	White or coloured retro-reflective
Background:	Brown semi-matt or retro-reflective

GF5**GF6 : Layby turn-in sign:****COLOURS:**

Border & arrow:	White retro-reflective
Symbol:	White retro-reflective
Background:	Brown semi-matt or retro-reflective

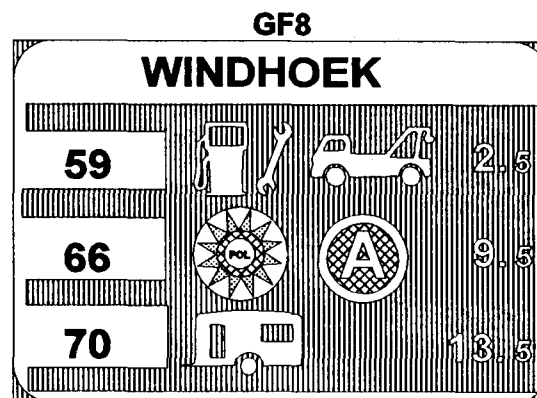
GF6**GF7 : Confirmation sign:****COLOURS:**

Border:	White retro-reflective
Legend & symbol:	White retro-reflective
Background:	Brown semi-matt or retro-reflective

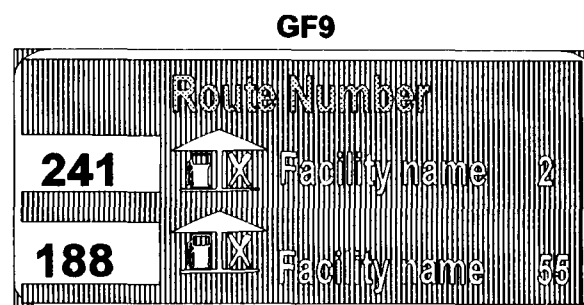
GF7

GF8 : Service exit sequence sign:**COLOURS:**

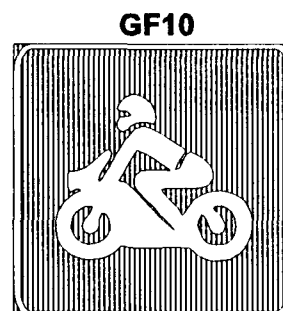
Border & legend: White retro-reflective
 Symbol: White or coloured retro-reflective
 Background: Brown semi-matt or retro-reflective
 Interchange exit numbers & place name: Black semi-matt on White back-ground

**GF9 : Rest and service sequence sign:****COLOURS:**

Border & legend: White retro-reflective
 Symbol: White retro-reflective
 Route number: Yellow retro-reflective
 Background: Brown semi-matt or retro-reflective
 Interchange exit number: Black semi-matt on a white background

**GF10 : Rest and service "totem" sign:****COLOURS:**

Border: White retro-reflective
 Symbol: White retro-reflective
 Background: Brown, green or blue retro-reflective
 Route number : Yellow reflective

**GF11 (Nam) : Roadside emergency service spacing sign:****COLOURS:**

Border & legend: White retro-reflective
 Symbol: Appropriate symbol colours retro-reflective
 Background: Brown retro-reflective




GF12 : Advance roadside emergency service sign:**COLOURS:**

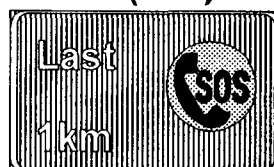
Border & legend: White retro-reflective
 Symbol: Appropriate symbol colours retro-reflective
 Background: Brown retro-reflective

GF12**GF13 : Roadside emergency service turn-in sign:****COLOURS:**


Border & arrow: White retro-reflective
 Legend: White retro-reflective
 Symbol: Appropriate symbol colours retro-reflective
 Background: Brown retro-reflective

GF13**GF14 (Nam) : Final roadside emergency service sign:****COLOURS:**

Border & legend: White retro-reflective
 Symbol: Appropriate symbol colours retro-reflective
 Background: Brown retro-reflective


GF14 (Nam)**GF15 : Parking sign:****COLOUR:**

Border & symbol: White retro-reflective
 Background: Brown semi-matt or retro-reflective

GF15


GF16 : Tourist information sign:**COLOUR:**

Border & symbol: White retro-reflective
Background: Brown semi-matt or retro-reflective

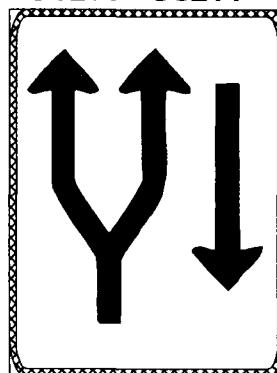
GF16**F. Diagrammatic Signs:****GS101 - GS152 : Traffic movement affected by obstruction sign:****COLOURS:**

Border & block: Red retro-reflective
Arrow: Black semi-matt
Background: White retro-reflective

Temporary sign numbers TGS101 to TGS152.

GS101 - GS152**GS201 - GS214 : Additional lane sign:****COLOURS:**

Border: Red retro-reflective
Arrow: Black semi-matt
Background: White retro-reflective

GS201 - GS214


GS301 - GS306 : Lane use control by regulatory sign:

COLOURS:

Border: Red retro-reflective
 Arrow: Black semi-matt
 Background: White retro-reflective
 Regulatory sign: Standard permanent colours

Temporary sign numbers TGS301 to TGS306.

GS301 - GS306



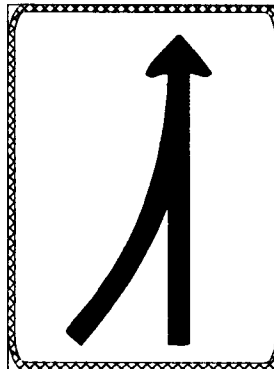
GS401 - GS406 : Lanes merge sign:

COLOURS:

Border: Red retro-reflective
 Arrow: Black semi-matt
 Background: White retro-reflective

Temporary sign numbers TGS401 to TGS406.

GS401 - GS406

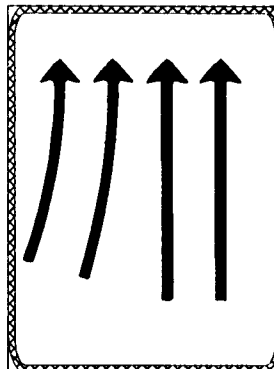


GS451 - GS454 : Lanes converge sign:

COLOURS:


Border: Red retro-reflective
 Arrow: Black semi-matt
 Background: White retro-reflective

GS451 - GS454

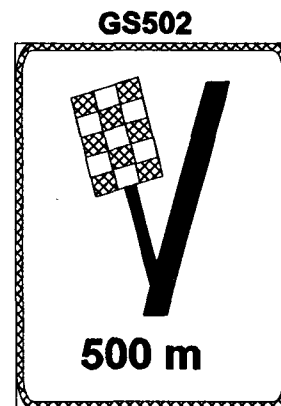


GS501 : Arrestor bed pre-advance exit sign:**COLOURS:**

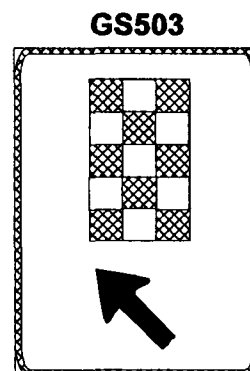
Border:	Red retro-reflective
Symbol:	Red retro-reflective on white retro-reflective
Arrow & legend:	Black semi-matt
Background:	White retro-reflective

**GS502 : Arrestor bed advance exit sign:****COLOURS:**

Border:	Red retro-reflective
Symbol:	Red retro-reflective and black semi-matt on white retro-reflective
Legend:	Black semi-matt
Background:	White retro-reflective

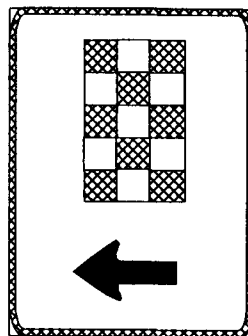
**GS503 : Arrestor bed exit sign:****COLOURS:**

Border:	Red retro-reflective
Symbol:	Red retro-reflective on white retro-reflective
Arrow:	Black semi-matt
Background:	White retro-reflective




GS504 : Arrestor bed gore exit sign:**COLOURS:**

Border: Red retro-reflective
 Symbol: Red retro-reflective on white retro-reflective
 Arrow: Black semi-matt
 Background: White retro-reflective

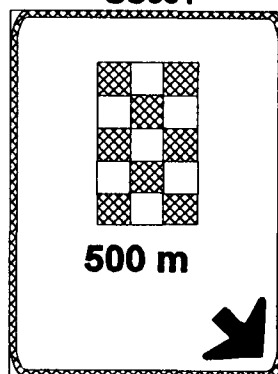
GS504**GS505 : Engage lower gear sign:****COLOURS:**

Border & arrow: Red retro-reflective
 Symbol: Black semi-matt
 Background: White retro-reflective

Temporary sign number TGS505.


GS505**GS601 : Overhead arrestor bed advance exit sign:****COLOURS:**

Border: Red retro-reflective
 Symbol: Red retro-reflective on white retro-reflective
 Arrow & legend: Black semi-matt
 Background: White retro-reflective

GS601


GS602 : Overhead arrestor bed exit sign:**COLOURS:**

Border: Red retro-reflective
Symbol: Red retro-reflective on white retro-reflective
Arrow: Black semi-matt
Background: White retro-reflective

**GS603 - GS606 : Overhead lane use control by regulation sign:****COLOURS:**

Border: Red retro-reflective
Arrow: Black semi-matt
Background: White retro-reflective
Regulatory sign: Standard permanent colours

Temporary sign numbers TGS603 to TGS606.



Guidance Sign Symbols:

GLS1 - GLS7 : Location sign symbols



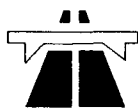
GLS-1
River Name



GLS-2
Toll Route
Name




GLS-3
End of Toll
Route



GLS-4
Dual
Carriage-
way
Freeway
Name



GLS-5
Single
Carriage-
way
Freeway
Name



GLS-6
Interchange
Name



GLS-7
Conservancy
Area

GDS1 - GDS19 (Nam) : Direction sign symbols



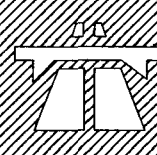
GDS-1
Railway Station




GDS-2
Bus Terminus



GDS-3
Airport




GDS-4
Freeway



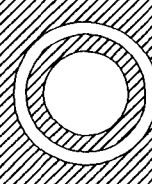
GDS-5
Freeway




GDS-6
Power Station




GDS-7
Industrial Area




GDS-8
City Centre/Central
Business District




GDS-9
Toll Route



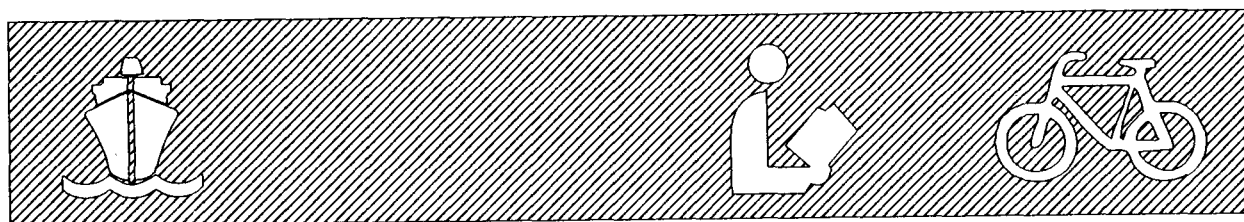
GDS-10
Alternative Route



GDS-11
Heliport



GDS-12
Mine

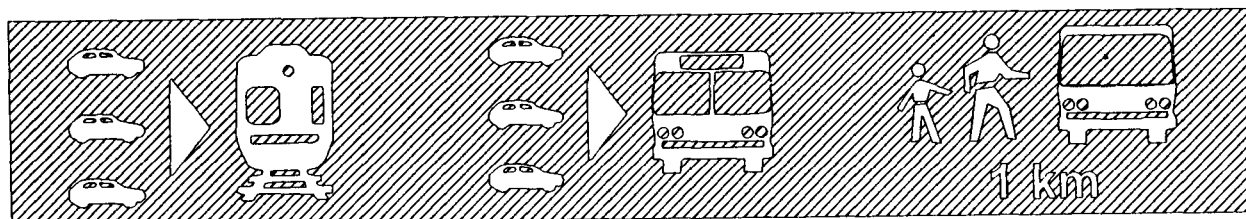


GDS-13
Harbour

GDS-14

GDS-15
Library

GDS-16
Bicycle Route




GDS-17
Park 'n Ride (Train)


GDS-18
Park 'n Ride (Bus)

GDS-19 (Nam)
Pick-up Point

GSS1 - GSS2 : Diagrammatic sign symbols:



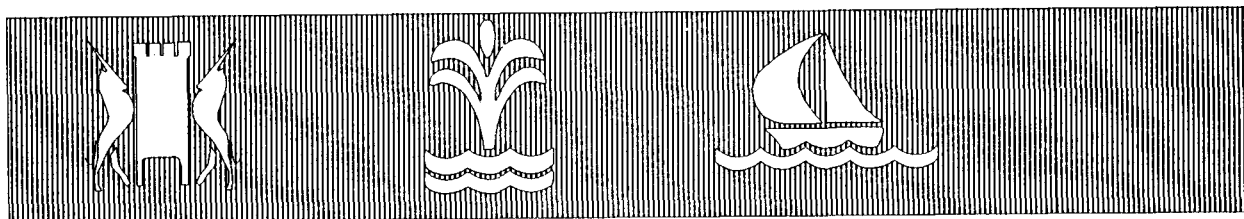
GSS-1
Arrestor Bed



GSS-2
Change to lower gear

Tourism Sign Symbols:

GFS A1-1 - GFS A1-11 : Holiday/Recreational/Parks:




GFS A1-2 (Nam)
Nature Conservation

GFS A1-7
Hot Springs

GFS A1-8
Inland Water Resort
Watersport

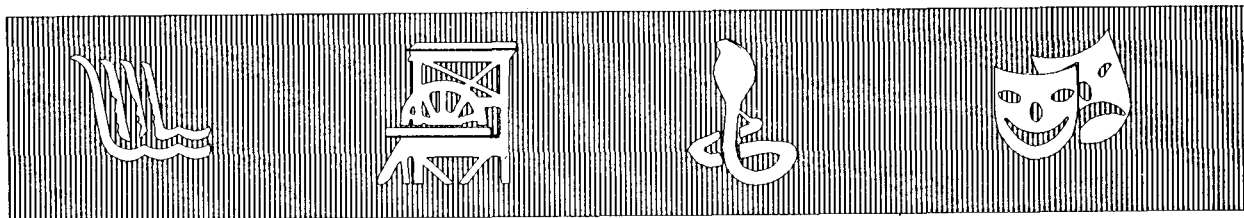
GFS A1-9



GFS A1-10
Seaside Beach
Resort/Beach

GFS A1-11
Berg Resort

GFS A2-1 - GFS A2-25 (Nam) : Tourist attractions:

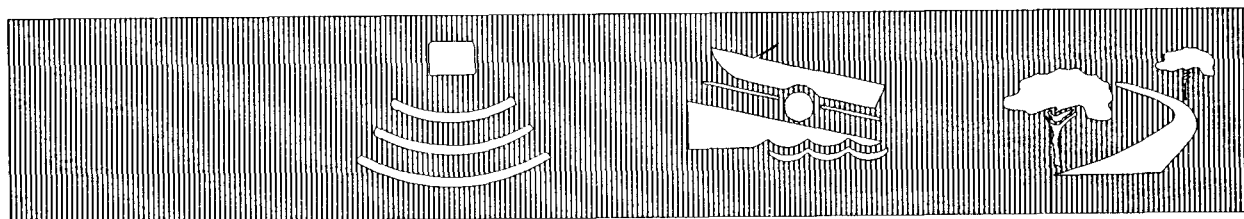


GFS A2-1
Waterfall

GFS A2-2
Mine Museum

GFS A2-3
Snake Park

GFS A2-4
Theatre




GFS A2-5

GFS A2-6
Amphitheatre

GFS A2-7
Boat Launch/Watersport

GFS A2-8
Scenic Route




GFS A2-9 -
View Point

GFS A2-10
Crocodile Farm

GFS A2-11 (Nam)
National Monument

GFS A2-12




GFS A2-13
Botanical Gardens

GFS A2-14

GFS A2-15(a)
Ostrich Farm

GFS A2-15(b)
Ostrich Farm




GFS A2-16
Hiking Trail

GFS A2-17
Museum

GFS A2-18

GFS A2-19 (Nam)
General Tourist
Attraction



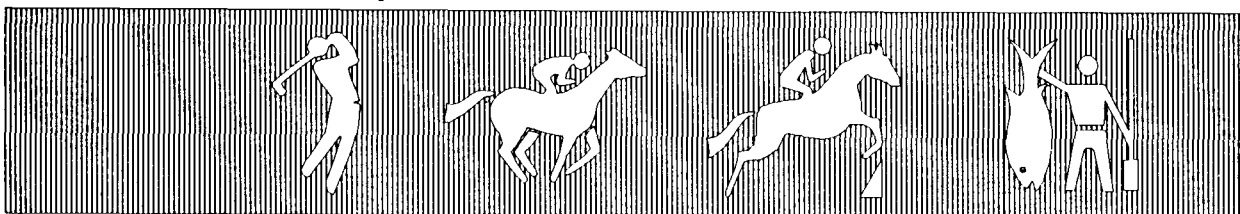
GFS A2-21
GFS A2-22

GFS A2-23
Bird Park/Sanctuary

GFS A2-24
Wine Cellar

GFS A2-25 (Nam)
Caves

GFS A3-1 - GFS A3-5 (Nam) : Sports venues:



GFS A3-1

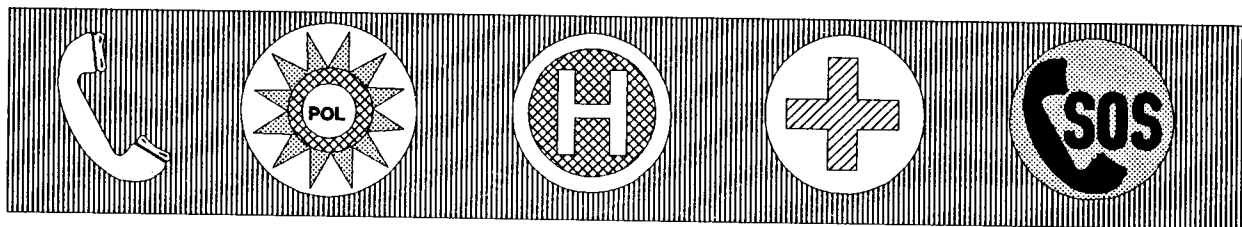
GFS A3-2
Golf Course

GFS A3-3
Racecourse

GFS A3-4 (Nam)
Equestrian

GFS A3-5 (Nam)
Fishing

GFS B1-1 - GFS B1-6 : Service symbols: Emergency services:



GFS B1-1
Telephone

GFS B1-2 (Nam)
Police


GFS B1-3
Hospital
(with name)

GFS B1-4
First Aid Post

GFS B1-5
SOS Call Station
(for sign)

GFS B1-6
SOS Call Station
(for station)

GFS B2-1 - GFS B2-4 : Light vehicle services:




GFS B2-1
Filling Station
and Workshop

GFS B2-2
Filling Station

GFS B2-3
Workshop

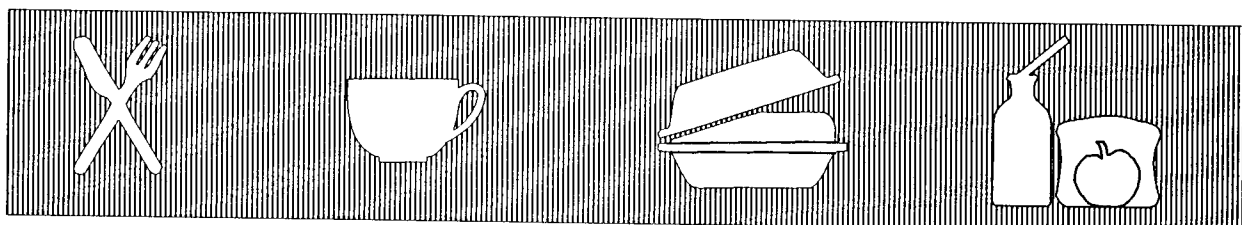
GFS B2-4
Tow-in Service

GFS B3-1 : Truck services:



GFS B3-1
Truck Services

GFS B4-1 - B4-4 : Food services:

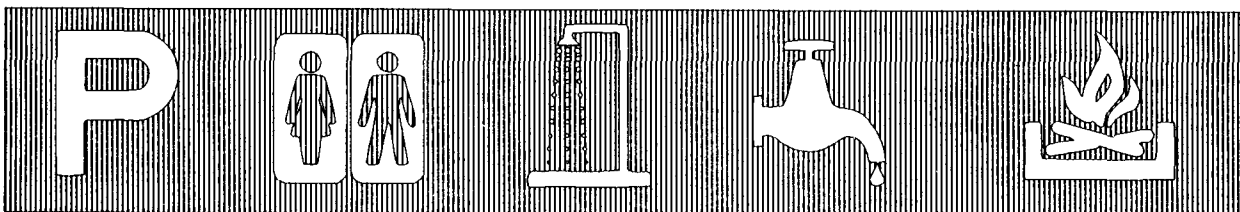

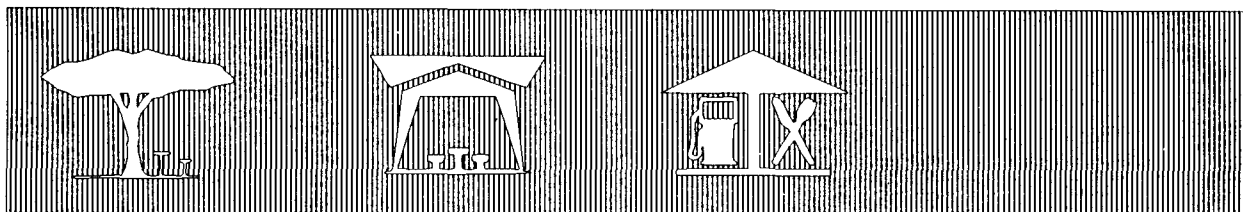
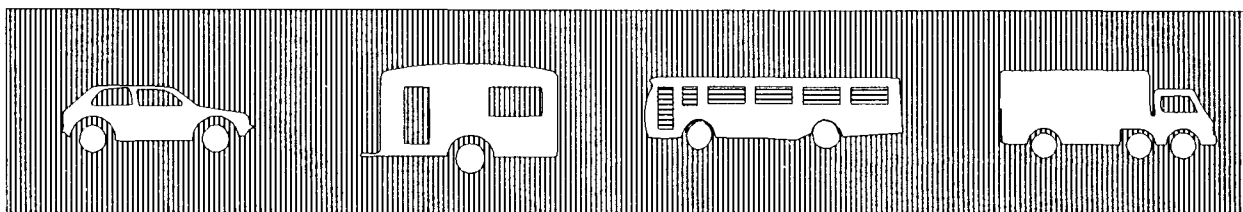


GFS B4-1
Restaurant

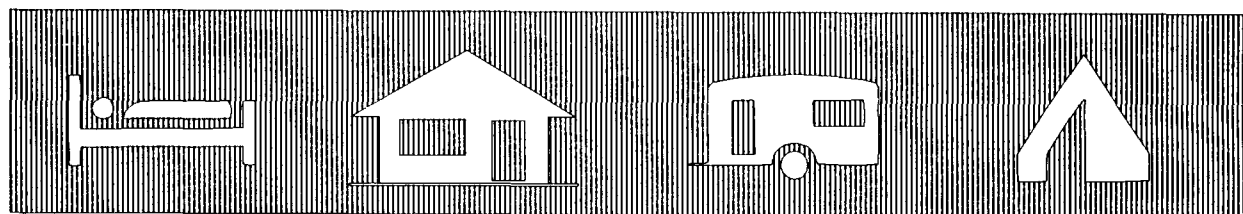
GFS B4-2
Refreshments

GFS B4-3
Take-away

GFS B4-4
Shop

GFS B5-1 - GFS B5-10 : General services:**GFS B5-1
Parking Area****GFS B5-2
Toilets****GFS B5-3
Shower****GFS B5-4
Drinkable water****GFS B5-5
Fireplace****GFSB5-6
Cooking
facilities****GFS B5-7
Picnic Area****GFS B5-8
Tourist
Information****GFS B5-9
Facility for
Handicapped
Persons****GFS B5-10
Roadside Stall/
Curio Shop****GFS B6-1 - GFS B6-4 : Rest and service areas:****GFSB6-1
Rest Area
(Class 1)****GFS B6-2
Rest Area
(Class 2)****GFS B6-3
Service Area
(Class 3)****GFS B6-4****GFS B7-1 - GFS B7-4 : Vehicle class:****GFSB7-1
Motorcars****GFS B7-2
Caravans****GFS B7-3
Buses****GFS B7-4
Trucks**

GFS C1-1 - GFS C1-7 : Accommodation symbols:




GFS C1-1
Hotel, Motel, Inn

GFS C1-2 (Nam)
Chalets

GFS C1-3
Caravan Site

GFS C1-4
Camp Site




GFS C1-5 (Nam)
Guest Farm

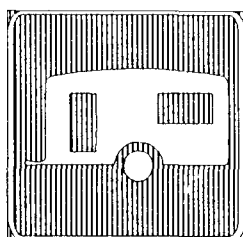
GFS C1-6
Bed and Breakfast

GFS C1-7
Rooms (Bed only)

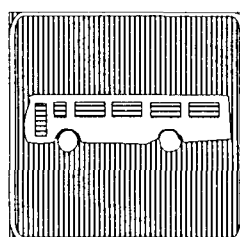
GFS D1-1 - GFS D1-28 Rest and service area : "Totem" sign symbols:



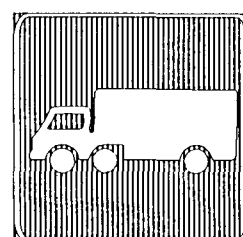
GFSD1-1
Motorcars




GFSD1-2
Caravans



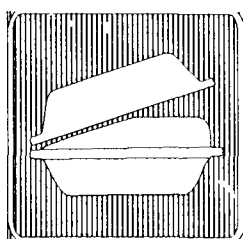
GFSD1-3
Buses




GFSD1-4
Trucks




GFS D1-5
Motorcycle




GFS D1-6
Take-away



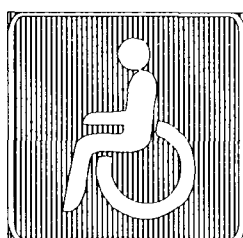
GFS D1-7
Restaurant




GFS D1-8
Refreshments




GFS D1-9
Shop




GFS D1-10
Facility for handi-
capped people




GFS D1-11
Toilets




GFS D1-13
Straight-on Arrow




GFS D1-14
Left/Right Arrow




GFS D1-15
**Diagonal Left/
Right Arrow**




GFS D1-16
**Advance Left/
Right Arrow**




GFS D1-17
**Exit (Route
Number)**




GFS D1-18
Parking



GFS D1-19
**Filling Station
and workshop**




GFS D1-20
Filling station

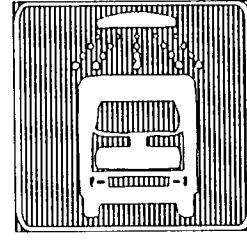


GFS D1-21
Picnic Area


GFS D1-22




GFS D1-23
Motorcar Wash




GFS D1-24
Truck Wash



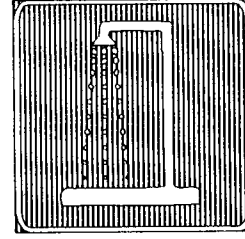
GFS D1-25
Water



GFS D1-26
Fireplace



GFS D1-27
Cooking facilities



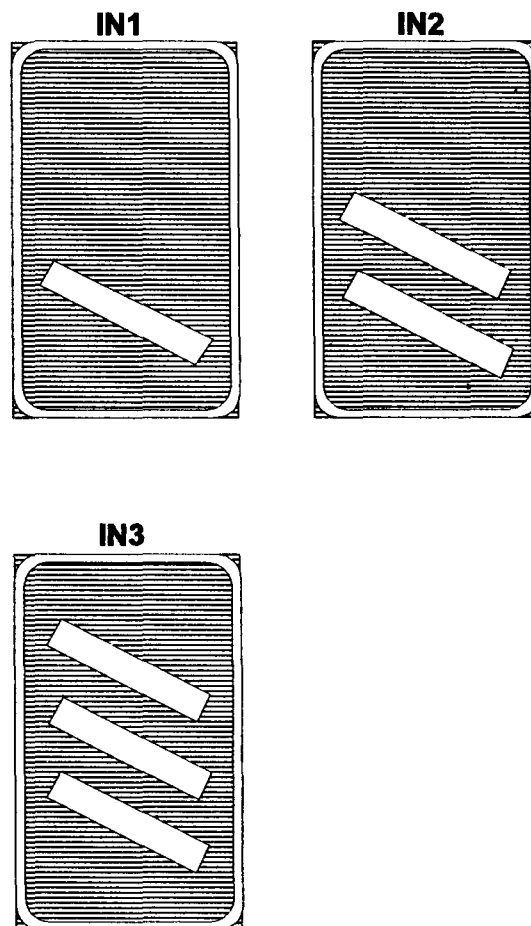
GFS D1-28
Shower

I. Information Signs:**IN1 - IN3 : Countdown signs:****COLOURS:**

Border: White retro-reflective
 Symbol: White retro-reflective
 Background: Blue, green or brown retro-reflective

Temporary sign numbers TIN1 to TIN3.

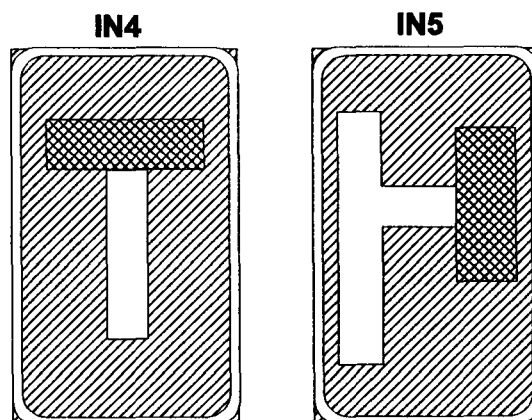
Indicates to the driver of a vehicle that a high-speed exit is approximately 100 metres, 200 metres and 300 metres, respectively, ahead.


**IN4 - IN6 : Cul-de-sac sign:****COLOURS:**

Border: White retro-reflective
 Symbol: Red & white retro-reflective
 Background: Green semi-matt or retro-reflective

Temporary sign numbers TIN4 to TIN6.

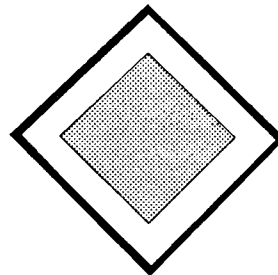
Indicates to the driver of a vehicle that the roadway beyond the sign, in the case of sign IN4 or to the left or right of the sign in the case of signs IN5 and IN6 is not a through road.



IN6**IN7 : Right of way sign:****COLOURS:**

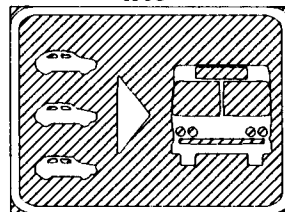
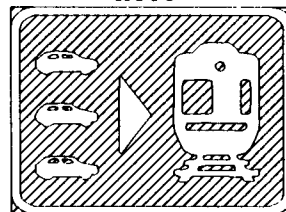
Border: Black semi-matt
 Symbol: Yellow retro-reflective
 Background: White retro-reflective

Indicates to the driver of a vehicle that traffic on the roadway on which he or she is travelling has right of way at the junction ahead.

IN7**IN8 : No sign allocated****IN9 & IN10 : Park and ride sign:****COLOURS:**

Border: White retro-reflective
 Symbol: White retro-reflective
 Background: Green semi-matt or retro-reflective

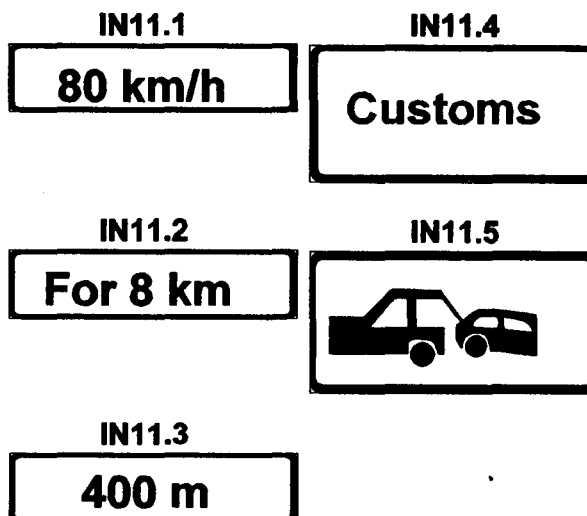
Indicates to the driver of a vehicle the existence of a park and ride terminus.

IN9**IN10**

IN11.1 - IN11.5 : Supplementary plate signs:**COLOURS:**


Border: Black semi-matt
 Symbol/legend: Black semi-matt
 Background: White retro-reflective or semi-matt

Temporary sign numbers TIN11.1 - TIN11.5.
 Indicates to the driver of a vehicle supplementary information related to the principal message of a road traffic sign.

**IN12 : Information centre sign:****COLOURS:**

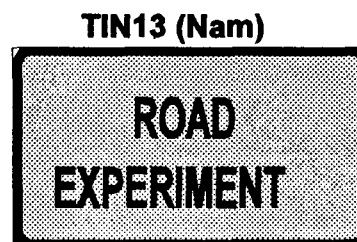
Border: White retro-reflective
 Symbol: White retro-reflective
 Background: Green semi-matt or retro-reflective

Indicates to the driver of a vehicle the location of an information office, kiosk or board.

**TIN13 (Nam) : Road experiment sign:****COLOURS:**

Border: Black semi-matt
 Legend: Black semi-matt
 Background: Yellow retro-reflective

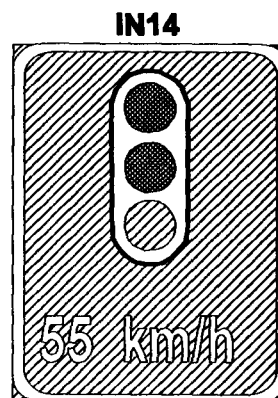
Indicates to the driver of a vehicle that a temporary experiment or research activity is being conducted on a section of the public road.



IN14 : Co-ordinated traffic signals sign:**COLOURS:**

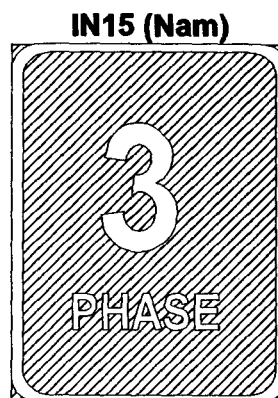
- Border: White retro-reflective
Symbol: White & green retro-reflective & grey semi-matt
Background: Green semi-matt or retro-reflective

Indicates to the driver of a vehicle that the traffic signals on the section of the public road beyond the sign are co-ordinated at the average speed indicated on the sign.

**IN15 (Nam) : Multi-phase traffic signals sign:****COLOURS:**


- Border: White retro-reflective
Symbol: White retro-reflective
Background: Green semi-matt or retro-reflective

Indicates to the driver of a vehicle that the traffic signals at the junction about to be entered have more than two phases.

**IN16 : Bus stop ahead sign:****COLOURS:**

- Border: White retro-reflective
Symbol: White retro-reflective
Background: Green semi-matt or retro-reflective

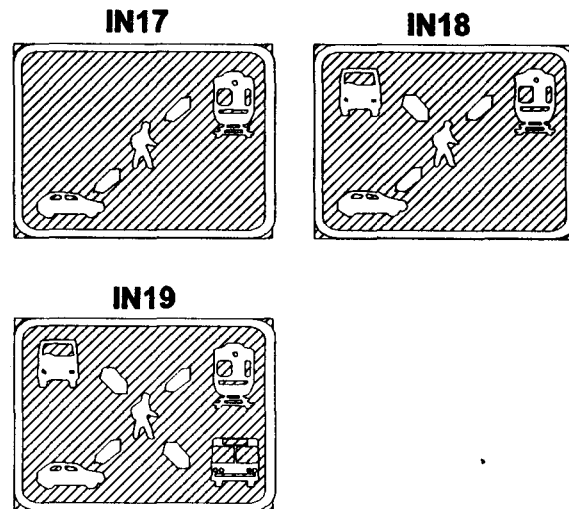
Indicates to the driver of a vehicle that a bus stop is the indicated distance ahead.



IN17 - IN19 : Modal transfer signs:**COLOURS:**

Border: White retro-reflective
 Symbol: White retro-reflective
 Background: Green semi-matt or retro-reflective

Indicates to the driver of a vehicle that there is a transport interchange point ahead where he or she may change his or her mode of transport.

**CLASS II : ROAD MARKINGS****Regulatory Markings**

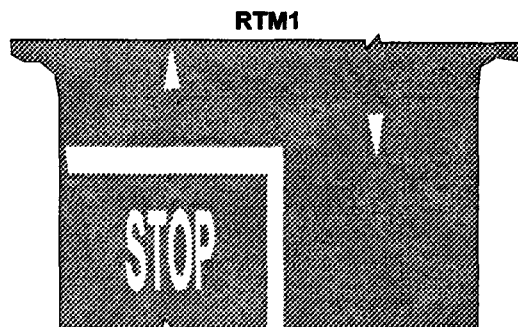
Regulatory markings shall be classified as follows:

- A Transverse regulatory markings
- B Longitudinal regulatory markings

A. Transverse Regulatory Markings:**RTM1 : Stop line marking:****COLOUR:**

White

Indicates to the driver of a vehicle that he or she shall stop his or her vehicle immediately behind such line and such line shall have the significance assigned to stop signs R1, R1.1, R1.3 or R1.4: Provided that a road sign or road signal indicating that the driver may proceed has preference over such marking: Provided further that the word marking "STOP" shall be omitted at traffic signal controlled intersections and pedestrian crossings.

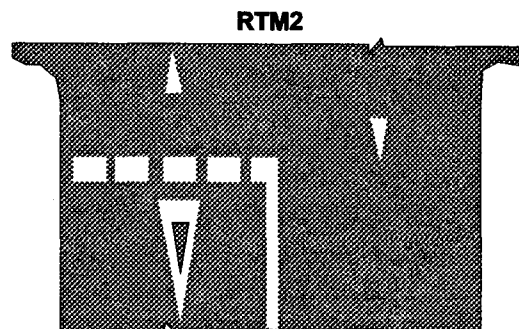


RTM2 : Yield line marking:**COLOUR:**

White

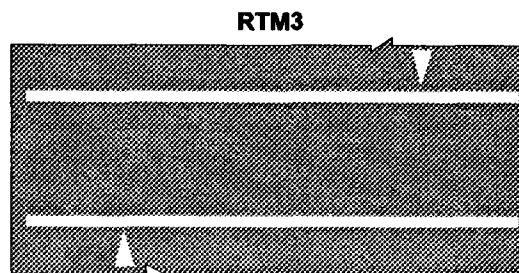
Indicates to the driver of a vehicle -

- (a) the point where he or she shall yield right of way to all traffic on the public road which is joined by the public road on which he or she is travelling and such marking shall have the significance assigned to yield sign R2, R2.1 or R2.2; or
- (b) that he or she shall yield right of way to all rail traffic on the railway line which is crossed by the public road on which he or she is travelling.

**RTM3 : Pedestrian crossing lines marking:****COLOUR:**

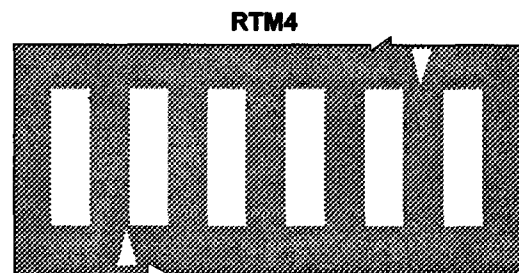
White

Indicates to the driver of a vehicle or a pedestrian that he or she shall act in accordance with section 127 of the Ordinance.

**RTM4 : Block pedestrian crossing markings****COLOUR:**

White

Indicates to the driver of a vehicle or a pedestrian that he or she shall act in accordance with section 127 of the Ordinance.



B. Longitudinal Regulatory Markings:


RM1 : No overtaking marking:

COLOUR:

White

- (a) Indicates to the driver of a vehicle that he or she shall not drive his or her vehicle in such a manner that such vehicle or any part of such vehicle -
 - (i) crosses such marking; or
 - (ii) is on the right side of such marking,
 except to -
 - (aa) gain direct access to land on the opposite side of the no overtaking marking;
 - (bb) gain direct access from land to a portion of the public road; or
 - (cc) pass any stationary obstruction in the roadway,
 when it is safe to do so.
- (b) The no overtaking marking shall only be used between lanes of traffic travelling in opposite directions.
- (c) The no overtaking marking applies to the driver of a vehicle travelling -
 - (aa) on either side of such marking where such marking is used alone; or
 - (bb) to the left of such marking where such marking is used in conjunction with dividing line WM3.

RM1





RM2 : No crossing marking:

COLOUR:

White

- (a) Indicates to the driver of a vehicle that he or she shall not drive his or her vehicle in such a manner that such vehicle or any part of such vehicle -
 - (i) crosses such marking; or
 - (ii) is on the right side of such marking.
- (b) The no crossing marking shall only be used between lanes of traffic travelling in opposite directions.


RM2



RM3 : Channelizing line marking:**COLOUR:**


White

- (a) Indicates to the driver of a vehicle that he or she shall not drive his or her vehicle in such a manner that such vehicle or any part of such vehicle crosses such marking.
- (b) The channelizing line marking shall only be used between lanes of traffic travelling in the same direction.

RM3**RM4.1 : Left edge line marking:****COLOUR:**


Yellow

Indicates to the driver of a vehicle the left edge of the roadway and that he or she shall not drive such vehicle to the left of such marking.

RM4.1**RM4.2 : Right edge line marking:****COLOUR:**

White

Indicates to the driver of a vehicle the right edge of the roadway and that he or she shall not drive such vehicle to the right of such marking or cross such marking.


RM4.2**RM5 : Painted island marking:****COLOURS:**

Border: White on the right of the direction of travel or yellow on the left of the direction of travel

Island: Yellow

Indicates to the driver of a vehicle that he or she shall not -

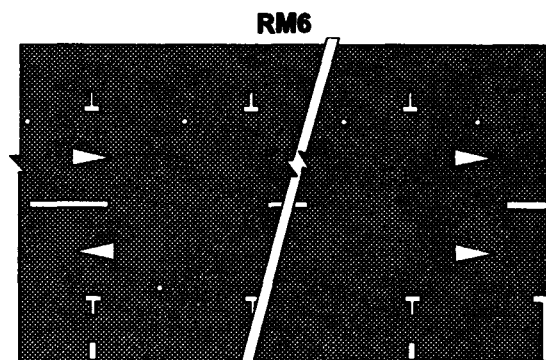
- (a) drive his or her vehicle in such a manner that such vehicle or part of such vehicle crosses such marking; or
- (b) stop his or her vehicle so that such vehicle is upon such marking.

RM5


RM6 : Parking bay marking:**COLOUR:**

White


Indicates to the driver of a vehicle that if he or she parks his or her vehicle he or she shall do so within the demarcated parking bay and that no part of such vehicle shall be on any side walk.

**RM7 : Exclusive parking bay marking:****COLOUR:**

Yellow



- (a) Indicates to the driver of a vehicle that the area marked by such marking is exclusively for the use of vehicles as indicated by the symbol in such marking.
- (b) The symbols which may be used are:
 - (i) A - ambulances;
 - (ii) B - buses;
 - (iii) L - loading zones;
 - (iv) T - taxis;
 - (v) F - fire fighting vehicles;
 - (vi) P - Police;
 - (vii) R - rickshaws;
 - (viii) CD - diplomatic vehicles;
 - (ix) SOS - SOS-telephone;
 - (x) D - Defence Force;
 - (xi) MB - minibuses;
- (c) Where an area is demarcated -
 - (i) as a loading zone, no vehicle, other than -
 - (aa) a goods vehicle; and
 - (bb) a motor cycle, motor tricycle or motor quadrucycle de-signed or adapted to convey goods on a public road,
 shall use such loading zone for the loading or unloading of goods and only for a period which is reasonably necessary for the loading or unloading of the goods;
 - (ii) for a minibus, midibus or bus, no vehicle, other than a minibus, midibus or bus while it is operating on a fixed route shall use such demarcated area;
 - (iii) for any other vehicle, no vehicle, other than a vehicle of the class for which the area has been demarcated, may park or stop in the demarcated area: or



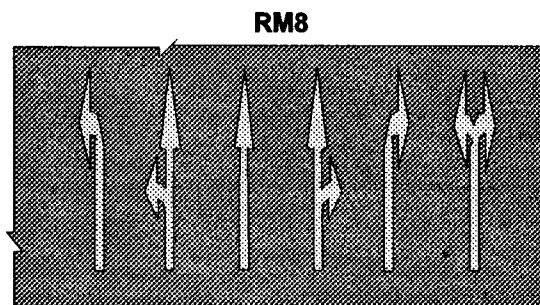
- (iv) for an SOS-telephone, the driver of a vehicle shall not stop or park his or her vehicle in such area except in an emergency.

RM8 : Mandatory direction arrow markings:

COLOUR:

Yellow

Indicates to the driver of a vehicle that he or she shall proceed only in the direction indicated by such arrow.

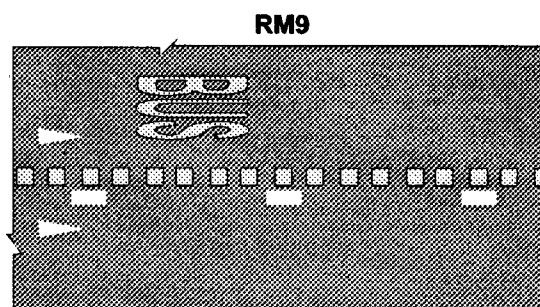


RM9 : Bus lane marking:

COLOUR:

Yellow

Indicates to the driver of a vehicle that only buses are allowed in a lane marked as such.

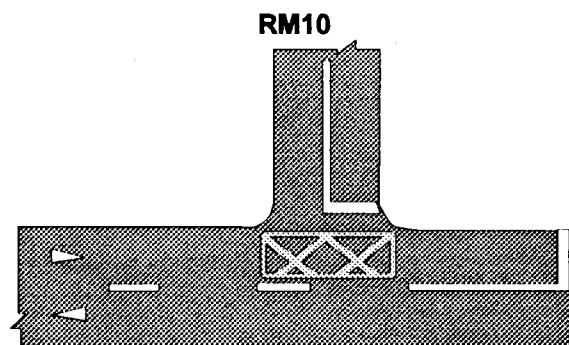


RM10 : Box junction marking:

COLOUR:

Yellow

Indicates to the driver of a vehicle that he or she shall not enter the box area in a junction if he or she is not able to cross such area due to stationary vehicles blocking his or her way: Provided that a vehicle turning to the left or to the right may enter such junction.

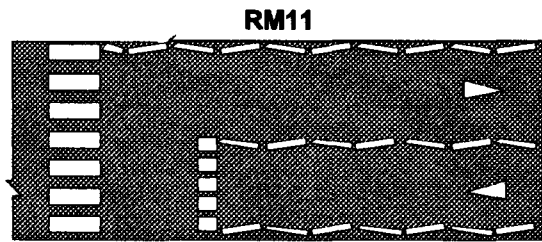


RM11 : Zig-zag zone marking:**COLOUR:**

White

Indicates to the driver of a vehicle -

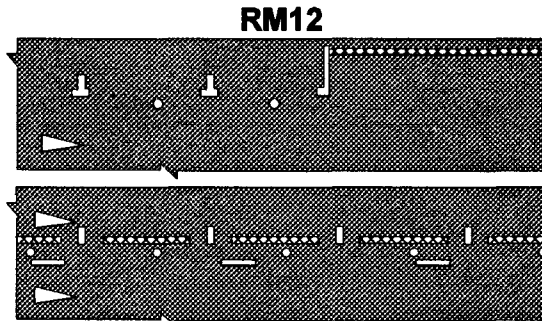
- (a) that he or she shall not bring his or her vehicle to a stop within the zig-zag zone marked by such lines except to -
 - (i) yield right of way to pedestrians on the crossing;
 - (ii) stop behind a vehicle complying with subparagraph (i); or
 - (iii) to obey a traffic signal; and
- (b) that he or she shall not cross such marking.

**RM12 : No stopping line marking:****COLOUR:**

Red


Indicates to the driver of a vehicle -

- (a) not to stop his or her vehicle adjacent to such line; or
- (b) where such line is a broken line not to stop his or her vehicle adjacent to such line during the time period indicated by an accompanying road sign.

**RM13 : No parking line marking:****COLOUR:**

Yellow

Indicates to the driver of a vehicle on a public road in an urban area that parking is prohibited.

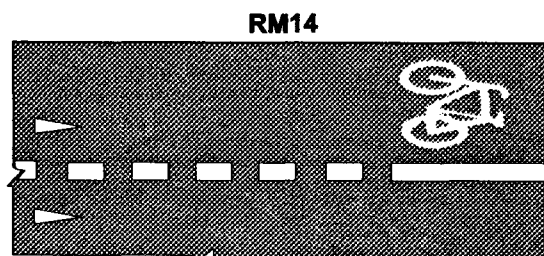


RM14 : Bicycle lane marking:

COLOUR:

White

Indicates to the driver of a vehicle that the lane demarcated by the marking is reserved for bicycles only.

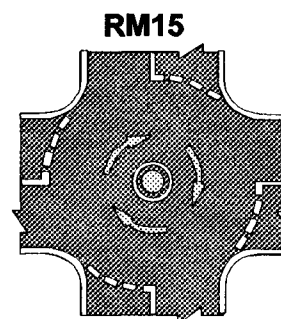
**RM15 : Traffic circle mandatory directional arrows:**

COLOUR:

Dot and arrows: Yellow

Dot bender: White

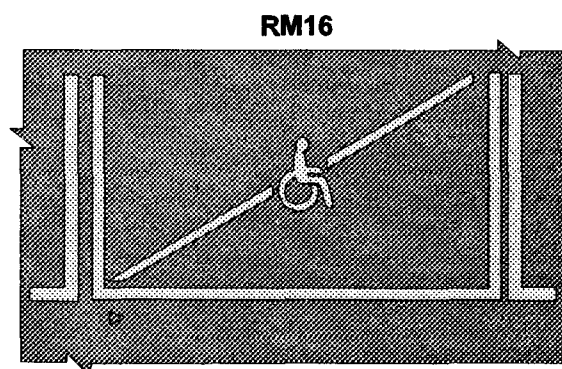
Indicates to the driver of a vehicle approaching a traffic circle that he or she shall yield right of way to any vehicle which will cross any yield line at such junction before him/her and which, in the normal course of events, will cross the path of such driver's vehicle and that he or she shall travel in a clockwise direction in such circle.

**RM16 : Parking reservation for a person with a physical disability:**

COLOUR:

Yellow


Indicates to the driver of a vehicle that the parking bay is reserved for a vehicle transporting a person with a physical disability.



RM17 : Lane reservation marking:**COLOUR:**


Yellow

Indicates to the driver of a vehicle that the lane is reserved only for the vehicles depicted by a road marking on a road sign.

RM17**Warning Markings:****WM1 : Railway crossing marking:****COLOUR:**


White

Warns a road user of a railway crossing ahead.

WM1**WM2 : Continuity line marking:****COLOUR:**

White


Warns a road user by indicating the outer limits of a continuous portion of the roadway, that those portions of the roadway outside such marking do not continue straight on.

WM2

WM3 : Dividing lines:**COLOUR:**

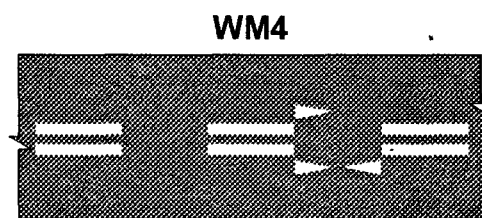
White

Warns a road user that vehicles on the other side of such marking are travelling in the opposite direction.

**WM4 : Reversible lane lines:****COLOUR:**


White

Warns a road user that the lane so marked may be used by traffic in opposite directions during different specific periods of the day or night.

**WM5 : Yield sign ahead marking:****COLOUR:**

White


Warns a road user of a yield sign R2 ahead.



WM6 : Lane reduction arrow marking:**COLOUR:**

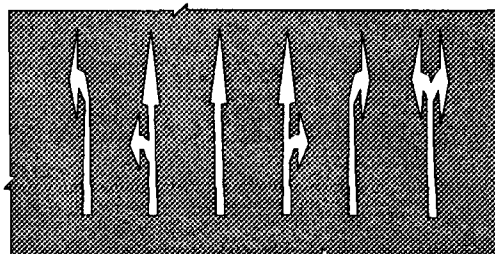
White

Warns a road user that a lane on a multi-lane roadway ends some distance ahead either from the left or the right or from both the left and the right.

WM6**WM7 : Mandatory direction arrow ahead marking:****COLOUR:**

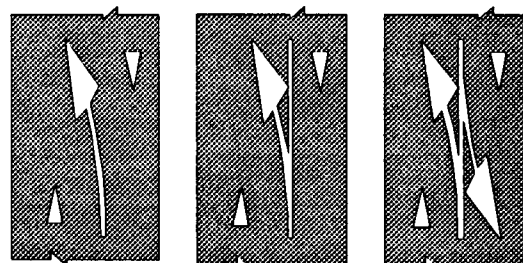
White

Warns a road user that a mandatory direction arrow RM8 is ahead.

WM7**WM8 : No overtaking or no crossing line ahead marking:****COLOUR:**

White

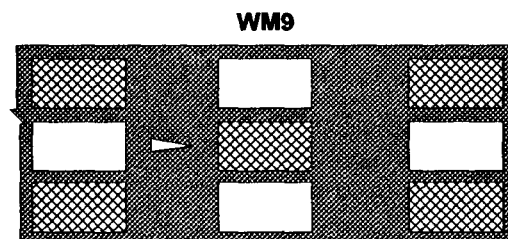
Warns a road user that a no overtaking or no crossing line marking RM1 or RM2 is ahead.

WM8

WM9 : Arrestor bed ahead marking:**COLOUR:**

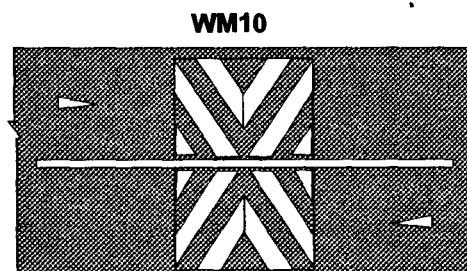
Red & white

Warns a road user that an arrestor bed is ahead.

**WM10 : Speed hump marking:****COLOUR:**


White

Warns a road user of a speed hump in the roadway.

**Guidance Markings****GM1 : Lane line marking:****COLOUR:**

White

Demarcates traffic lanes for road users, travelling on a roadway or portion of roadway in the same direction.

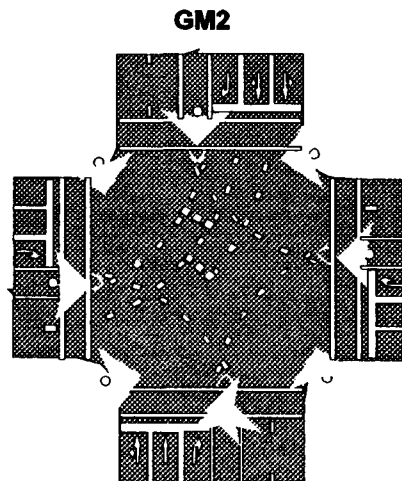


GM2 : Guide line marking:**COLOUR:**

White

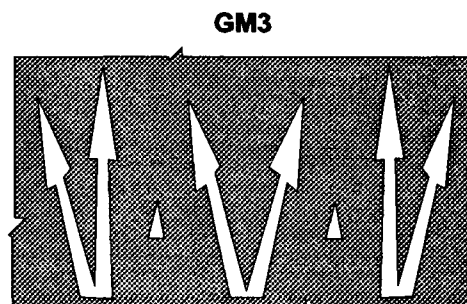
Gives additional guidance -

- (a) to a road user when turning to the left or right in a junction;
- (b) to a road user when a shift in lane alignment occurs across a junction; or
- (c) to pedestrians when the position of a pedestrian crossing is not obvious in a junction.

**GM3 : Furcation arrow marking:****COLOUR:**

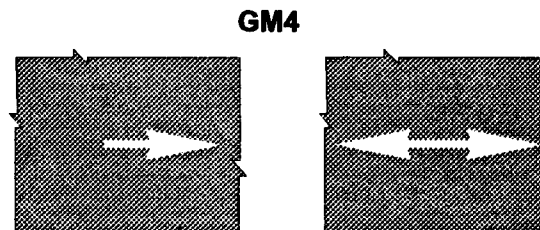
White

Indicates to a road user an increase in the number of lanes ahead.

**GM4 : Information arrow marking:****COLOUR:**

White

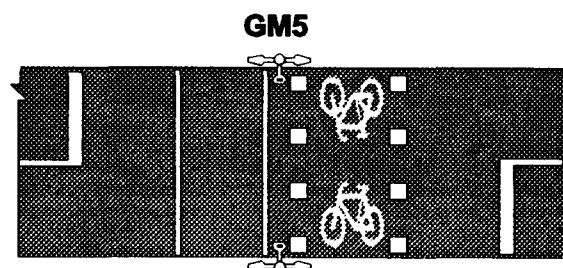
Indicates to a road user the direction of travel on a particular lane or roadway.



GM5 : Bicycle crossing guideline marking:**COLOUR:**


White

Indicates to a road user the section of a roadway to be used by cyclists to cross such roadway.

**GM6 : Symbol road marking:****COLOUR:**

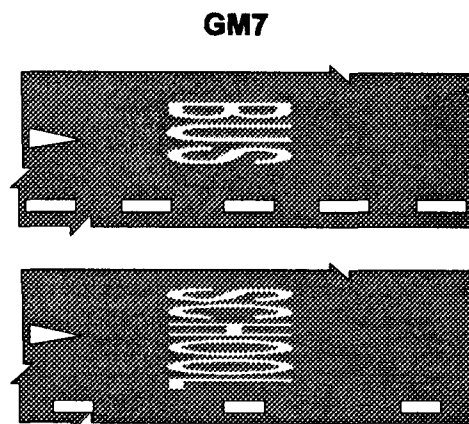
White

Gives additional guidance to a road user.

**GM7 : Word markings:****COLOUR:**

White or yellow

Gives additional guidance to a road user.



CLASS III : ROAD SIGNALS**Regulatory Signals**

(1) Regulatory signals shall be classified as follows:

- A Traffic signals -
 - (i) Vehicular light signals
 - (ii) Pedestrian light signals
- B Red flashing signal
- C Overhead lane direction control signals
- D Other regulatory signals

A. Traffic signals:

- (a) A traffic signal shall only display the following light signals and be arranged to conform to one of the standard traffic signals as shown in paragraph (2):
 - (i) vehicular light signals -
 - (aa) a steady red disc light signal;
 - (bb) a flashing red disc light signal;
 - (cc) a flashing red arrow light signal;
 - (dd) a steady yellow disc light signal;
 - (ee) a flashing yellow disc light signal;
 - (ff) a steady yellow arrow light signal;
 - (gg) a steady green disc light signal;
 - (hh) a steady green arrow light signal;
 - (ii) a flashing green arrow light signal; or
 - (ii) pedestrian light signals
 - (aa) a red man light signal;
 - (bb) a flashing red man light signal; or
 - (cc) a green man light signal.
- (b) Where there is no pedestrian light signal to regulate the movement of pedestrians at a junction, a pedestrian shall comply with the vehicular light signals installed at such junction and the provisions of section 127 of the Ordinance shall apply.
- (c) The significance of the light signals referred to in subparagraph (a) are -
 - (i) for vehicular light signals -
 - (aa) **A steady red disc light signal**
Indicates to the driver of a vehicle that he or she shall stop his or her vehicle behind the stop line RTM1 and that he or she shall remain stationary until a green light signal is displayed, and it is safe to proceed, and in the event that a pedestrian light signal is not provided, to indicate to a pedestrian that he or she shall not cross the roadway until a green light signal is displayed and it is safe to do so;
 - (bb) **A flashing red disc light signal**
Indicates to the driver of a vehicle that he or she shall act as for a 4-way stop sign R1.4 and shall yield right of way to all pedestrians crossing his or her path and to indicate to a pedestrian that he or she may cross the roadway if it is safe to do so;

- (cc) **A flashing red arrow light signal**
Indicates to the driver of a vehicle that he or she shall stop his vehicle behind the stop line RTM1 and if he or she intends to turn left at the junction he or she may proceed to turn left, although the red disc light signal is displayed, and he or she shall yield right of way to all vehicles and pedestrians for whom a green disc light signal is displayed;
- (dd) **A steady yellow disc light signal**
Indicates to the driver of a vehicle that he or she shall stop his or her vehicle behind the stop line RTM1 and that he or she shall remain stationary until a green light signal is displayed, and it is safe to proceed: Provided that if he or she is so close to a stop line RTM1 when a yellow light signal is displayed that he or she cannot stop safely, he or she may proceed with caution against such yellow light signal and if a pedestrian light signal is not provided or illuminated indicates to a pedestrian that he or she shall not cross a roadway until a green light signal is displayed and it is safe to do so;
- (ee) **A flashing yellow disc light signal**
Indicates to the driver of a vehicle that he or she shall proceed with caution and shall yield right of way to all pedestrians crossing his path and indicates to a pedestrian that he or she may cross the roadway if it is safe to do so;
- (ff) **A steady yellow arrow light signal**
Indicates to the driver of a vehicle that he or she shall stop his or her vehicle behind the stop line RTM1 if he or she intends turning in the direction indicated by the yellow arrow light signal and that he or she shall remain stationary until a green light signal allowing the movement is displayed, and it is safe to proceed: Provided that if he or she is so close to stop line RTM1 when a yellow arrow light signal is displayed that he or she cannot stop safely then he or she may proceed with caution against such yellow arrow light signal;
- (gg) **A steady green disc light signal**
Indicates to the driver of a vehicle that he or she may proceed through a junction, or turn to the left or right in such junction, subject to any restricting road traffic sign, but shall yield right of way to other vehicular traffic and to pedestrians lawfully within the junction, or at a pedestrian crossing, at the time such light signal is displayed, and if a pedestrian light signal is not provided or illuminated, indicates to a pedestrian that he or she may cross the junction within the pedestrian crossing markings RTM3 or RTM4, as appropriate;
- (hh) **A steady green arrow light signal**
Indicates to the driver of a vehicle that he or she may proceed only in the direction indicated by the arrow, subject to any restricting road traffic sign, but shall yield right of way to other vehicular traffic and to pedestrians lawfully within the junction, or at a pedestrian crossing, at the time such light signal is displayed and if a pedestrian light signal is not provided or illuminated, to indicate to a pedestrian that he or she may cross the junction within the pedestrian crossing markings RTM3 or RTM4, as appropriate;
- (ii) **A flashing green arrow light signal**
Indicates to the driver of a vehicle that he or she may proceed only in the direction indicated by the arrow and that such arrow light signal shall only be displayed together with a steady red disc light signal for any vehicular traffic which will be in conflict with such direction of movement; and
- (ii) for pedestrian light signals -
 - (aa) **A red man light signal**
Indicates to a pedestrian that he or she shall not cross the roadway until the green man light signal is displayed;
 - (bb) **A flashing red man light signal**
Indicates to a pedestrian -

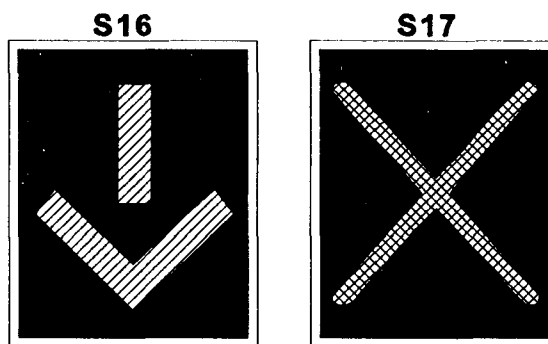
- (aaa) who has not yet commenced crossing the roadway that he or she shall not cross the roadway until the green man light signal is displayed, or
- (bbb) who is within a pedestrian crossing that the red man light signal will follow shortly;
- (cc) **A green man light signal**
Indicates to a pedestrian that he or she may cross the junction within the pedestrian crossing markings RTM3 or RTM4, as appropriate, and that the driver of a vehicle shall yield right of way to a pedestrian crossing such junction.

B Red Flashing Signal:

Indicates to the driver of a vehicle that he or she shall stop such vehicle and not proceed until it is safe to do so, and such signal shall have the same significance as stop sign R1: Provided that when used at a railway crossing the signal shall indicate the approach of a train under which circumstances a driver shall stop his or her vehicle and shall not proceed until the signal ceases to flash.


C Overhead Lane Direction Control Signals:

- (a) **S16 : A steady green downward-pointing arrow:**
Indicates to the driver of a vehicle that he or she may drive his or her vehicle in the lane over which the arrow is displayed.
- (b) **S17 : A steady red cross:**
Indicates to the driver of a vehicle that he or she shall not drive his vehicle in the lane over which the cross is displayed and that the lane is open to vehicles travelling in the opposite direction.



D Other regulatory signals**Flag signals****(a) Flag signal to stop.**

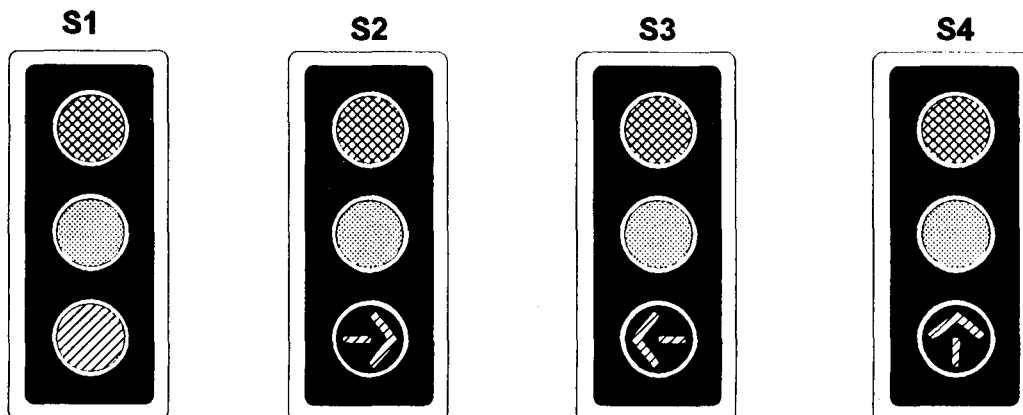
Indicates to the driver of a vehicle that he or she shall stop until the flag signal referred to in subparagraph (ii) is displayed.




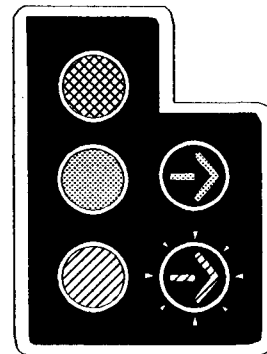

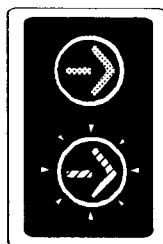


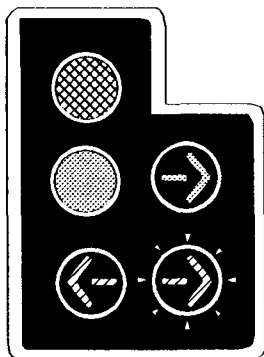
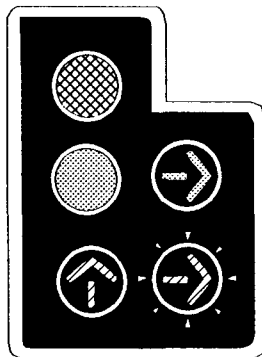
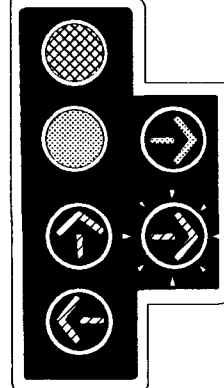
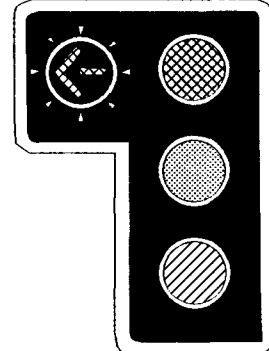
**(b) Flag signal to proceed.**

Indicates to the driver that he or she shall proceed when the flag signal is displayed.



(2) A traffic signal shall only display light signals arranged to conform to the diagrams as shown below -



S5**S6****S7****S8****S9****S10****S11****S12****S13****S14****S15****S1(L)**

(3) A traffic signal installed before the implementation of these regulations which does not conform to any of the diagrams shown in item (2) may be displayed until 31 December 2000.

(4) An overhead lane direction control signal shall be used to control the direction of movement in a particular lane of a public road so that road users may use the lane in one direction during certain periods of the day and in the opposite direction during other periods.

(5)(a) A traffic signal shall -

(i) comprise light signals arranged vertically so that the topmost signal is red, the central signal is yellow and the lower signal is green: Provided that -

- (aa) the central light signal may include more than one yellow light signal arranged horizontally;
- (bb) the lower light signal may include more than one green light signal arranged vertically or horizontally;
- (cc) a special supplementary traffic signal S10 may be used with only a yellow or green arrow;
- (dd) a pedestrian traffic signal S11 shall comprise two light signals arranged vertically and the upper light signal shall be red and the lower light signal shall be green;
- (ee) a special traffic signal S12 may comprise two light signals arranged vertically and the upper light signal shall be red and the lower light signal green;

(ii) have a basic sequence which shall be red, green and yellow and the cycle time shall be such as required by the movement of traffic; and

(iii) be so designed that the traffic signal head prevents, as far as possible, any traffic signal from being seen from a direction to which its light signals do not apply.

(b) There shall, at a junction or signalised pedestrian crossing, be at least two traffic signals for the control of vehicular traffic for each direction from which vehicular traffic may approach the junction or pedestrian crossing and these two traffic signals, shall be arranged so that both are on the far side of the junction and that there is one on either side of the roadway: Provided that -

(i) when a light signal is provided specifically for turning vehicular traffic, only one traffic signal shall be required for the control of such traffic and such light signal may be located on the left side of the roadway provided it is sufficiently distanced from the stop line RTM1 so that drivers which stop behind the line can see the full traffic signal;

(ii) when the roadway is a divided roadway the right hand traffic signal shall be situated on the median island, and for the purpose of this subparagraph a median island is a constructed island with a width of not less than 900 millimetres measured at the nearest point to the intersection;

(iii) when the required traffic signals cannot readily be seen by a driver of an approaching vehicle an additional traffic signal may be provided -

- (aa) as an additional traffic signal on the far side of the junction;
- (bb) as an additional traffic signal on the near side of the junction; or
- (cc) as an elevated traffic signal situated above the roadway;

(c) When it is necessary to increase the conspicuousness of a traffic signal in relation to its background, a background screen may be provided and such a screen shall comply with the Standard Specification for Traffic Lights: SABS 1459-1988.

(d) The traffic signals at a junction shall be -

- (i) not less than three metres apart;
- (ii) not more than 20 metres apart: Provided that in the case where it is unavoidable that the traffic signals are more than 20 metres apart, an additional traffic signal facing in the same direction as the other traffic signals shall be installed in such a manner that no adjacent traffic signals are more than 16 metres apart.

(e) When a separate right hand turn light signal is required at least two traffic signals that incorporate a green arrow light signal shall be provided and at least one of such traffic signals shall be a S8 traffic signal.

(6) The traffic control at a junction or pedestrian crossing may include the use of road signs, road markings and road signals and the traffic control precedence shall be as follows -

- (a) a road sign which prohibits or prescribes directional movement of traffic at a junction or pedestrian crossing which is controlled by a traffic signal shall have precedence over any light signal which permits right-of-way; and
- (b) a light signal which has the significance that traffic shall stop has precedence over any other road traffic sign.

- (7) No road sign except -
- (a) a street name sign;
 - (b) a direction route marker sign;
 - (c) an information sign relating to the function of the traffic signal;
 - (d) a one-way roadway sign;
 - (e) a no entry sign;
 - (f) a left turn prohibited, right turn prohibited or u-turn prohibited sign; or
 - (g) a proceed straight only, proceed left only, or proceed right only sign,
- shall be used in conjunction with a traffic signal, and such signs may be mounted on the same post.
- (8) When no light signal is illuminated at a junction, the driver of a vehicle shall act as for a 3-way stop sign R1.3 or a 4-way stop sign R1.4.
- (9) A flashing yellow disc light signal shall only be used on two opposite approaches to an intersection in conjunction with a flashing red disc light signal on the other two opposite approaches.
- (10) A flashing red arrow light signal shall not be used in conjunction with a green man light signal at an intersection.
- (11) Every flashing light signal shall operate at a cycle frequency of between one and two flashes per second.
- (12) (a) A flashing red signal shall comprise a single red disc light signal.
- (b) When a red flashing signal is used at a railway crossing the light signal shall -
 - (i) be mounted above railway line hazard marker W403 or W404, as the case may be;
 - (ii) be illuminated in a flashing mode only when a train is approaching; and
 - (iii) be situated on the near side of the railway crossing, on both sides of each approach roadway.
 - (c) Two red flashing signals may be provided and these may flash alternately.
- (13) (a) The responsible registered engineer of the road authority concerned shall approve and sign a declaration containing the description of -
 - (i) the appropriate type of control;
 - (ii) phasing, time plans and off-set settings;
 - (iii) number, type and location of light signals;
 - (iv) road layout and the channelisation of traffic; and
 - (v) pedestrian facilities,for each traffic signal installed.
- (b) The declaration referred to in subitem (a) shall be kept by the road authority in control of the traffic signal concerned.
- (14) A slip lane for traffic turning left at an intersection which is traffic signal controlled, shall be separated from the lane to the right of such slip lane by a constructed island.
- (15) Overhead lane direction control signals shall -
 - (a) comprise two light signals, S16 and S17, mounted side by side with S16 on the right of S17 as viewed by a driver, above each lane subjected to reversed flow traffic movement and for both directions of movement, provided that, if the light signal is a matrix of light sources the signal may comprise one unit for each lane and for both directions of movement in that lane;
 - (b) conform to the requirements of the South African Standard Specification for Traffic Lights : SABS 1459 - 1988;
 - (c) be so mounted that the centre of the light signals is not more than six comma two metres above the roadway and the lower edge not less than five comma two metres above the roadway; and
 - (d) not be displayed over a lane to indicate the permitted direction of traffic movement except when such lane is subject to reversed flow in the direction of traffic movement.
- (16) A flag used for signalling shall be 600 millimetres by 600 millimetres and shall be red or orange.

Warning signals

(1) Warning signals shall be classified as follows:

- A Warning flashing signal
- B Warning flag signals

A. Warning Flashing Signal

- (a) A yellow flashing signal comprises a single yellow disc light signal.
- (b) A yellow flashing warning signal warns a road user of the presence of a particular hazard or traffic control device.

B. Warning Flag Signals

A warning flag signal warns a road user to proceed slowly and be alert.”

