

TUPPERWARE

PARTY

THEMES

&

GAMES

TABLE OF CONTENTS

Ice Breaker	3
\$400 Demonstration.....	4
Cookie Exchanges.....	5
Potato Party	6
Mystery Host Party	7
Party In A Bag	8
Think You Don't Have Time For A Party?.....	9
2-Minute Party Plan	10
Let's Make A Deal	11
Purse Search.....	12
Invitation to Let's Make A Deal Party	13
Win \$100 in Products.....	14
The Apple Game	15
Can You Hold That Pose?.....	16
The Left/Right Game	17
Tupperware Lotto.....	18
Scroll Party.....	19
Point Poem	20
Super Size It Game	21
Yes or No Game.....	22
January party - Super Bowl theme.....	23
February/Valentine's Day party - I Love Tupperware game	24
March/St. Patrick's Day party - The Green Game	25
April/springtime party - Don't Count Your Chicks Before They Hatch.....	26
May/Birthday Month party - Happy Birthday Tupperware game	27
Summertime party - Fun In The Sun	28
Autumn party - Pumpkin Party	29
October/Record Breaker Month - Orange Peeler Sale.....	30
Winter party (pre-holidays) - Shape-O-Toy Relay	31
December party - Santa Claus Is Coming To Town	32



Use any or all of these funny little quips to “ break the ice” at your party; everyone will have a laugh or two, and it will prepare them for the fun that lies ahead in your games and demonstration.

Have you ever wondered...

- Who was the first person to look at a cow and say, “ I think I’ ll squeeze these dangly things here, and drink whatever comes out.”
- Who was the first one who thought that the white thing that came out of a hen’ s back end looked edible?
- Why do toasters always have a setting that burns the bread to a horrible crisp that no sane human being would eat?
- If Jimmy cracks corn and no one cares, then why write a song about him?
- If the Professor on Gilligan’ s Island can make a radio out of a coconut, why can’ t he fix a hole in a boat?
- Why do people point to their wrist when asking for the time – they don’ t point to their crotch when asking where the bathroom is!
- Why does Goofy stand erect, while Pluto remains on all fours?
- Why does your OB/GYN leave the room while you undress?
- If Wile E. Coyote had enough money to buy all that Acme crap, why didn’ t he just buy himself dinner?
- If quizzes are quizzical, what are tests?
- If corn oil is made from corn, vegetable oil from vegetables, peanut oil from peanuts, then what is baby oil made from?
- Is Disney World really just a people trap operated by a mouse?
- If pro is the opposite of con, what is the opposite of Congress?
- Why is it that when someone tells you that there are over a billion stars in the universe, you believe them...but if they tell you there is wet paint somewhere, you have to touch it to make sure?

IT'S SO EASY TO HAVE A \$600 DEMONSTRATION!

FOR EVERY ORDER THAT YOU COLLECT OF \$30 OR MORE, LET THAT PERSON SIGN THEIR NAME NEXT TO THEIR LUCKY NUMBER(S). THEY GET A NUMBER FOR EVERY \$30 SPENT. WHEN ALL 20 LINES ARE FILLED, YOU'LL HAVE \$600 IN SALES! I'LL PICK A LUCKY NUMBER AT THE DEMONSTRATION AND THAT PERSON WILL WIN A PRIZE!!!

1	2
3	4
5	6
7	8
9	10
11	12
13	14
15	16
17	18
19	20

HOST NAME, DATE: _____

Cookie Exchanges Can Sweeten Your Party Line-Up!

This fun theme can be done any time of year, although most popular around the holidays. Why not suggest a Cookie Exchange to your Hosts?

Putting together a Cookie Exchange/Tupperware Party is as easy as 1, 2, 3:

1. Find someone to Host the Cookie Exchange/Tupperware Party.
2. Invite 5 or more cookie lovers (guests) in addition to the Host.
3. Gather 6 or more different cookie recipes.

Decide what type of cookie each person will bring to avoid duplication. Everyone should prepare cookies in advance and wrap them in groups of a dozen apiece, with just over a dozen cookies per participant (the Thatsa Bowl's large size is perfect for making and transporting large cookie batches). At the party, place cookie packages on a large table. Using the Thatsa Bowl, collect cookies from other guests' contributions. Guests should bring copies of their recipes to share, especially if it is new or unique. Then, just serve beverages, sample everyone's cookies and enjoy!

This is a great format for promoting Tupperware's preparation line, including the Thatsa Bowl and Silicone Baking Mat!





POTATO PARTY



Have the Host ask everyone invited to bring a potato of any kind to the party. Award points for the following:

For a washed potato:	25
For each eye on the potato:	20
For a dirty potato:	100
For the largest:	100
For the smallest:	25
For a red potato:	150
For a white potato:	75
For a sweet potato:	250
For a rotten potato:	350
For a baked potato:	200
If you brought it in Tupperware:	300

Give a game prize to the one with the most points; then, bake your potatoes in 3-qt. Casserole, with cone, in Stack Cooker. Serve with favorite garnishes.

You Are Invited to a Mystery Host Party!

Hi! You are invited to a very special Tupperware Party for my best Hosts, customers and friends. It's called a Mystery Host Party because the host of the party will remain a mystery until we've had our lucky drawings. There will be FUN and PRIZES for everyone! You will see the newest Tupperware products, sales specials and Host Gift Sets. And, just for attending, you will be in the drawing that determines who our lucky "Mystery Host" will be! This lucky person will receive all of the Host Gifts and an opportunity to purchase *at least one* item or set out of the catalog at 50% off! Wouldn't you love to win? Please invite as many adult friends as you wish. You will receive a gift for every friend you bring, and the guest who brings the most friends will also receive a special gift. Your friends will receive one, too! Quick – mark your calendar for this FUN EVENT. And, start calling and inviting your friends to attend with you. I'll be calling you soon to see how many people to expect! Make plans today to attend ... you may be my lucky "Mystery Host!"

See you on _____ at _____
The address is: _____

Tupperly,

Your Tupperware Representative

You Are Invited to a Mystery Host Party!

Hi! You are invited to a very special Tupperware Party for my best Hosts, customers and friends. It's called a Mystery Host Party because the host of the party will remain a mystery until we've had our lucky drawings. There will be FUN and PRIZES for everyone! You will see the newest Tupperware products, sales specials and Host Gift Sets. And, just for attending, you will be in the drawing that determines who our lucky "Mystery Host" will be! This lucky person will receive all of the Host Gifts and an opportunity to purchase *at least one* item or set out of the catalog at 50% off! Wouldn't you love to win? Please invite as many adult friends as you wish. You will receive a gift for every friend you bring, and the guest who brings the most friends will also receive a special gift. Your friends will receive one, too! Quick – mark your calendar for this FUN EVENT. And, start calling and inviting your friends to attend with you. I'll be calling you soon to see how many people to expect! Make plans today to attend ... you may be my lucky "Mystery Host!"

See you on _____ at _____
The address is: _____

Tupperly,

Your Tupperware Representative




TUPPERWARE
PARTY
IN A BAG!

What you will need:

- 1 medium size gift bag per Host (make up 10 to hand out)
- 10 order forms per bag
- 1 Tax Chart per bag
- 5 catalogs per bag
- 5 monthly sale flyers per bag
- 10 party gifts per bag (magnets, citrus peelers, key chains, etc.)

This is the ideal party for people with extremely busy lifestyles that might not have the time to do an in-home demonstration. It's called a "Party In A Bag," and your Host can earn some really cool gifts. Party plan the Host as you would any other Host and explain to him/her that there are some great gifts for getting 10 paid orders! Set a date to start, and set a date that you will pick up the "Party In A Bag" (with all paid orders).

Your objective is to get 10 "Party In A Bag" parties back with at least \$150.00 in paid orders each. 10 "Party In A Bag" parties x \$150.00 in paid orders = \$1,500.00 in sales (which gets you the 5% bonus for the month)!



THINK YOU DON'T HAVE TIME FOR A PARTY?

Let me Show you HOW!!!

Try one of these

"I Don't Have Time For a Party" Parties!

Choose one of several FUN 10-30 minute parties:

1. **PMS Party:** Popcorn, Mini Tupperware Demo and Sodas - the busy person's answer to a Tupperware party!
2. **3-4-7-10 Party:** You have 3 live, adult guests over, I bring 4 product ideas, you collect 7 pre-paid outside orders from those that cannot attend ... ALL THIS IN JUST 10 MINUTES!!!
3. **Chocolate Lovers Party:** You choose from one of my delicious and irresistibly sinful Chocolate Desserts. Invite your chocoholic friends over for a quick, 30-minute Tupperware Party! Guaranteed to satisfy those chocolate cravings!
4. **7-UP Party:** You have 7 guests over and serve 7-UP. I show everyone how to make our 7-Layer Taco Dip in just 7 minutes! YUMMY!!!
5. **Shorts 'N Shades Party:** This is a FUN spring or summertime get-together! Guests wear their shorts and sunglasses; the Tupperware Party usually takes place by the pool (kiddie pools work, too), by the lake or in the park!
6. **Tupperware-Tea Party:** This is not make-believe! Invite your friends over for tea (iced or hot), your favorite dessert and Tupperware! You decide when our Tea Time begins and ends! Recipe exchanges can be fun with this one!
7. **Basket Party:** Especially great for the office or an apartment, and your demonstration arrives in a basket! This is a good idea for Corporate Shopping Days, too!
8. **Show 'N Tell Party:** Guests bring their favorite piece of Tupperware and share it and a recipe with everyone. I'll bring my favorite new products, too!
9. **Tupperware-Test Party:** I give you a piece of my Tupperware to take home and test in your kitchen. You invite your friends over and we share the results of the test in just 15 minutes!
10. **New Review Party:** Guests get together for a quick, 20-minute review of the NEWEST TUPPERWARE PRODUCTS AND SALES SPECIALS ... HOT, HOT, HOT!

THE 2-MINUTE PARTY (PLAN)

GIVE ALL GUESTS A PIECE OF PAPER AND PENCIL OR PEN. USING A TIMER, GIVE GUESTS 2 MINUTES TO WRITE DOWN THE ANSWERS TO THE FOLLOWING:

WHAT IS YOUR FAVORITE DRINK?

WHAT IS YOUR FAVORITE SNACK?

WHO DO YOU KNOW IN THIS ROOM?

WHAT ARE THE NAMES OF YOUR NEIGHBORS?

WHAT ARE THE NAMES OF YOUR FAVORITE CO-WORKERS?

DOES YOUR BEST FRIEND LIVE WITHIN 30 MILES OF YOUR HOME?

HOW MANY OF YOUR FRIENDS LIVE WITHIN 30 MILES OF YOUR HOME?

ARE YOU FRIENDLY WITH ANY OF YOUR SPOUSE'S/SIGNIFICANT OTHERS' CO-WORKERS?

NOW, TELL EVERYONE WHAT YOUR FAVORITE DRINK AND SNACK ARE, AND GIVE A TINY TREASURE TO ANY GUEST THAT SHARES YOUR ANSWERS. GIVE A LARGER GADGET TO THE PERSON WITH THE NAMES ON HIS OR HER LIST. THEN, TELL THEM THAT THEY JUST PLANNED THEIR OWN TUPPERWARE PARTY IN TWO MINUTES. WASN'T THAT EASY? GIVE A GIFT TO ANYONE WHO DECIDES TO DATE RIGHT THEN AND THERE.

LET'S MAKE A DEAL!

Open with an explanation of the game – modeled after the game show from the late sixties and early seventies. Monty Hall, the show's host, would go out into the audience and offer people money for items in their purse (see following page). People would get called up on stage to play the game. The winner would get to choose what's behind Door Number One, Two or Three.

The guests at the party are playing for what's in Envelope Number One, Two or Three. Two of the envelopes have a piece of free Tupperware in them (i.e., a funnel, a rocker scoop, etc.). The other has 25% any one piece or set of Tupperware.

There are three ways to get points – from items in their purse, by answering some questions, and by asking some questions. There is an additional chance at the end to come up from behind by drawing from the key chains, midgets, etc. 500 points can be given for being on time; another 500 points can be awarded for bringing an adult guest.

Move quickly through the list, having them put a checkmark down on a piece of paper for each item they have. Offer them 100 points for each item that is in their purse and on your list.

Then, have them turn their cards over and write their name, phone number and numbers 1-7, as you have seven questions to ask them. While they do that, you can share your "Tuppermonial" and give information about the Opportunity Kit, etc. Again, 100 points will be awarded to each question asked.

1. What did you hear that you like most about my job?
2. Have you ever thought about doing what I'm doing?
3. What would you do with an extra \$300-\$500 each month?
4. Would you be excited about having a new car or minivan?
5. Would you be willing to set up a time to hear more about the Tupperware Opportunity?
6. What is the one thing that would prevent you from doing what I'm doing?
7. Who, in this room, do you think would make a good Tupperware Consultant?

During the Tupperware demonstration, points will be given for asking questions about the product or for sharing great ideas for using the product.

End the demonstration with the product that contains the Smidgets. This is the last chance the guests have to win points to win Envelope One, Two or Three. If they decide to draw when the bowl is passed, they get to keep whatever they draw, add 1,000 points to their total for the game and then honor what the note says inside the Smidget. Some will say "Free Gift," others might say "Let's Have a Party!" Either way, the guest receives more free Tupperware for drawing.

The people with the three highest scores get their choice of envelopes, respective to how many points they have (highest gets first choice, and so on). This is, however, "Let's Make A Deal." Have them hold the envelopes, but not open it, as you will want to try to 'wheel and deal' to get the envelope back. Tempt them with a few gadgets for what's inside the envelope. They can go for the gadgets or keep the envelope and receive what the note inside says.

Purse Search

Pen	Mirror
Tupperware Invitation	Aspirin/Tylenol
Stamps	Bottle Opener
Envelope	Paycheck/check stub
Loose Change	Dental Floss
Toothpick	Toothbrush
Matches	Toothpaste
Jewelry	Shampoo
Camera	Calculator
Film	Calendar
Paper clips	Pager
Rubber Band	Cell Phone
Business card (not your own)	Battery
Coupons	Address Book
Crayons	Flashlight
Wipes	Button
Ticket Stub (from movie, ball game, concert)	Barrette
Deck of cards	Library card
Piece of gum (unchewed)	Insurance card
LifeSavers	Gift Certificate
Breath Mint	Keys
Driver's License (within 10# of the weight on your license – 300 pts.) (Organ Donor – 300 points)	
Lipstick	Lotion
Nail Polish	Tissues (can be used)
Nail File	Scissors
Cough Drops	Tape Measure
VISA	Sewing kit
MasterCard	Safety pin
Discover	Hairbrush
Antacids	Eyeglasses
Frequent Buyer Card	Screwdriver
Photo of someone you love (other than yourself – 300 points)	
Tupperware (500 points)	

(INSERT HOST NAME HERE)

Is Having a Tupperware Party and You're Invited!

WHEN: _____

WHERE: _____

TIME: _____

R.S.V.P. (yes or no): _____

Don't clean out your purse! You'll be earning points for the items contained inside to play "Let's Make A Deal." The three guests with the most points get a chance at the prizes in Envelopes 1, 2 and 3. It's fun, it's easy and it involves free Tupperware (which is always a good thing)! Bring an adult guest with you and earn 500 points. This is a party ... the more, the merrier! Bring the fun home with you and earn an additional 1,000 points by dating a party. At exactly **(insert party start time here)**, all guests present will earn 500 points (it pays to be on time)! I will be sharing tips that will save you time and money, as well as make your life easier. This promises to be a fun party you won't want to miss! We look forward to seeing you there!

If you are unable to attend, please contact **(Host Name)** prior to her party to place your order. The full-line catalog can be seen online at <http://my.Tupperware.com/>.

(Tupperware Consultant's name here),
Tupperware Consultant
(your phone number here)

(INSERT HOST NAME HERE)

Is Having a Tupperware Party and You're Invited!

WHEN: _____

WHERE: _____

TIME: _____

R.S.V.P. (yes or no): _____

Don't clean out your purse! You'll be earning points for the items contained inside to play "Let's Make A Deal." The three guests with the most points get a chance at the prizes in Envelopes 1, 2 and 3. It's fun, it's easy and it involves free Tupperware (which is always a good thing)! Bring an adult guest with you and earn 500 points. This is a party ... the more, the merrier! Bring the fun home with you and earn an additional 1,000 points by dating a party. At exactly **(insert party start time here)**, all guests present will earn 500 points (it pays to be on time)! I will be sharing tips that will save you time and money, as well as make your life easier. This promises to be a fun party you won't want to miss! We look forward to seeing you there!

If you are unable to attend, please contact **(Host Name)** prior to her party to place your order. The full-line catalog can be seen online at <http://my.Tupperware.com/>.

(Tupperware Consultant's name here),
Tupperware Consultant
(your phone number here)

WIN \$100 IN TUPPERWARE PRODUCTS!!!

Each square costs \$2. For your \$2, you will receive one of Tupperware's Famous Citrus Peelers and the chance to win \$100 in Tupperware of your choice!

Please place your name and phone number in each square you purchase.
You will be notified when you are the winner!

GOOD LUCK!!!

1	2	3	4	5
6	7	8	9	10
11	12	13	14	15
16	17	18	19	20
21	22	23	24	25
26	27	28	29	30
31	32	33	34	35
36	37	38	39	40
41	42	43	44	45
46	47	48	49	50



T H E A P P L E G A M E



Ask everyone to bring an apple to the demo and award points for the following:

Red Apple	10
Green Apple	30
Yellow Apple	15
With Stem	50
No Stem	20
Bruised	-10
Largest	40
Smallest	30
Fattest	30
Shiniest	40
Sticker on it	50
Worm hole	-20
Longest leaf	25
Borrowed it	-10
If you ate an apple today	50

Following the game, use all of the apples (good ones, of course) to make Rosy Applesauce, Apple Cheddar Crumble or Cinnamon Baked Apples in your Stack Cooker.

Can You Hold That Pose?

Ask everyone to respond to these questions by following the directions.

1. If you have a car and know how to drive, hold up your right hand.
2. If you enjoy being with people, wiggle your fingers.
3. If you have a telephone and love to talk, hold up your left hand.
4. If you like money and wish to have more of it, raise your right leg.
5. If you have lots of Tupperware products and are happy about it, raise your left leg.
6. If you like giving your opinion or saying what you think, nod your head.

Now pick one of the most enthusiastic people from those who have two hands and legs in the air. Have everyone else hold their position until the guest(s) come up to the front. Then, have the guest introduce themselves to the group and select a Tupperware product from your display he or she wants to buy or has at home, and have them demonstrate it. Tell them you have something special to talk to her about later (recruiting bid). Give everyone a gift for being such good sports.



THE LEFT / RIGHT GAME

Directions: Choose two small gifts. Give one gift to the Hostess. Give the other gift to a guest at the party, asking her to hold it for you.

Read the following story, and every time you say the words “Left” or “Right” the person holding the gift must pass it to the person either sitting to the left or right of them! Have fun!

I **LEFT** my house and was on my way to **(Host's Name)**'s house. I realized that I had **LEFT** the directions at home, **RIGHT** by the phone! I knew **RIGHT** away that I needed to have the **RIGHT** directions to **(Host's name)**'s house, so I turned **LEFT** and I turned **RIGHT** and made my way back to my house for the **RIGHT** directions. Sure enough, there they were, **RIGHT** where I had **LEFT** them, **RIGHT** next to the phone. Finally, I was on the **RIGHT** track. I arrived **RIGHT** on time, and set up my display **RIGHT** over here. You all arrived, some of you **RIGHT** on time, and sat **RIGHT** down. I'll get **RIGHT** to work and tell you all about our wonderful company, hostess program, and income opportunities. I hope nothing will be **LEFT** out! In a moment, I will be showing you our exquisite products. If you **LEFT** home with the intention of shopping for gifts today, remember, we have the **RIGHT** gifts for everyone. Review your shopping list; we wouldn't want anyone to be **LEFT** out. We have the **RIGHT** gifts for everyone. Christmas, birthdays, anniversaries, Mother's Day, Secretary's Day, Bosses' Day, any special occasion! When your merchandise arrives, please check it **RIGHT** away, and if something is not **RIGHT**, please call me **RIGHT** away. You can be sure I will take care of it **RIGHT** away and make it **RIGHT**. You don't want to be **LEFT** with something you are not 100% satisfied with, **RIGHT**? If you'd like to be a hostess, you will have the opportunity to earn your very own exclusive host gifts. Don't be **LEFT** out, date your party **RIGHT** away!!! Please talk to me **RIGHT** after this party, and we will find the **RIGHT** date for you. Are you interested in earning \$100 dollars or more extra each week? Yes, that is **RIGHT**, some extra money, and Tupperware offers excellent part-time and full-time hours. You could also earn the opportunity to earn great bonuses and incentives; plus, the opportunity to qualify for the use of a free minivan!!! Yes, you did hear me **RIGHT**, a minivan – and your insurance, personal property tax, title, repairs and tires! Perhaps you already have a new vehicle, or are not interested in driving a minivan...you can take a cash bonus instead, and spend it on whatever you wish! Is a trip to Paris or other great destinations your idea of fun??? This may be the **RIGHT** time for you explore joining Tupperware...please talk to me **RIGHT** after the party. Don't be **LEFT** behind on a great opportunity!!! I'm enjoying being here with all of you today, and I hope that you are having fun, too. I know you can't wait to see if we have that special item you have been looking for; and so, without further delay, I will get **RIGHT** to the point of this party, which is to show you our fabulous products. Therefore, there is really nothing left for me to do now but congratulate our winner...**RIGHT**???

TUPPERWARE GUEST LOTTO

\$40 _____	\$40 _____	\$40 _____	\$40 _____	\$40 _____
Name	Name	Name	Name	Name
\$40 _____	\$40 _____	\$40 _____	\$40 _____	\$40 _____
Name	Name	Name	Name	Name
\$40 _____	\$40 _____	\$40 _____	\$40 _____	\$40 _____
Name	Name	Name	Name	Name
\$40 _____	\$40 _____	\$40 _____	\$40 _____	\$40 _____
Name	Name	Name	Name	Name
\$40 _____	\$40 _____	\$40 _____	\$40 _____	\$40 _____
Name	Name	Name	Name	Name

ENTER TO WIN!!!

Every \$40.00* in Tupperware product purchased (*excluding shipping and tax) gets you a square! When all the squares have been filled, there will be a drawing at the party for one lucky winner in attendance to win fabulous Tupperware Prizes!



SCROLL

PARTY

*Don't just hand out a monthly flyer or catalog ...
Turn it into a Scroll Party!*

Roll up five order forms with the following messages paper-clipped on colored paper or Post-It Notes (or make up your own messages), into a catalog and tie it with a ribbon and key chain. You can include a monthly flyer, too. Challenge everyone you hand a scroll to collect five orders ... they will be awarded with free Tupperware! Be sure to get their name and phone number, so you can give them a follow-up phone call.

First Order Form (on top):
First Order Form (on bottom):

Just collect FIVE orders and you'll be spoiled with FREE TUPPERWARE!
You've got ONE! You're really on the run!

Second Order Form (on top):
Second Order Form (on bottom):

WOW! Here is number TWO – you only need a few!!!
Now you have TWO – how great are you?!?!

Third Order Form (on top):
Third Order Form (on bottom):

You now have THREE! You're going to get Tupperware for FREE!!!
You've collected THREE? You've surely impressed me!

Fourth Order Form (on top):
Fourth Order Form (on bottom):

Yay! Number FOUR! You only need ONE more!
You should think of doing what I do! You would be great and could make some incredible MONEY too!!!

Fifth Order Form (on top):
Fifth Order Form (on bottom):

YOU DID IT! You kept it alive and got all five!
Call me IMMEDIATELY! I want to spoil you with FREE TUPPERWARE!
I'm so excited for you!

When you collect the orders, try to turn the scroll party into an in-home demonstration and tell them these orders will be considered outside orders for their party, and that they will receive full sales credit for them! Let them know how close they are to a Host Gift Special, and an item or set at 50% off! If they haven't reached \$250 in sales already, reward them with some free Tupperware gadgets or items of your choice.

POINT POEM

Use this little poem to award a guest with a Tiny Treasure, magnet or key chain at the beginning of a party

There's a point for the ladies whose shoes are red.

There are three points for the mother whose child(ren) is in bed.

Two points for all guests whose name has letters of four; if your name has eight, that is great – give yourself four more.

And three if your name is Pat.

And five for anyone who brought a hat.

If you have something that is gold tonight, we'll give you six, because it's precious and bright.

Now one point for red nails, and two for red toes.

Add seven for anyone wearing a rose.

Who washed the dishes before they came?

Please add six because there is no shame.

Add two points if your hair is brown, but please don't frown...add three points for each of your crowns.

Now add two points for each child that you have in your home, and three more if you brought a comb.

Let's **SUPER SIZE** it!!!

Using your key chains and magnets, you can date parties and your guests will have fun and get free stuff!

For example: Hang key chains on a miniature tree (call it a dating tree)
 Put key chains and magnets in a snack canister or bowl lined with tissue paper.
 Hang key chains from the handle of a Thatsa Bowl with curly ribbon.

Pass the tree/canister/bowl around and tell the guests that they can choose one of the items FREE if they date a party within two weeks. Then, tell them they can SUPER SIZE the key chain or magnet.

Here's the cost, at your discretion:

You could offer it free (at your expense).

You could offer it for \$1.00, like McDonald's

You could offer it for \$5.00 (we're Tupperware, a step up from McDonald's)

Examples: Mix 'N Stor Plus key chain = Mix 'N Stor Plus Pitcher
 FridgeSmart key chain = FridgeSmart small
 FreezeSmart key chain = small FreezeSmart
 Shape-O-Toy key chain = Shape-O-Toy
 Quick Shake key chain = Quick Shake Container
 Ice Cream Scoop magnet = Ice Cream Scoop
 Rock 'N Serve magnet = Rock 'N Serve medium shallow
 Modular Mates magnet = Modular "1" (your choice of shape, their choice of seal color.)

YOU MAY HAVE IT IN ADVANCE TO PRESENT TO THEM AT THEIR PARTY, OR YOU MAY ORDER IT WITH THEIR PARTY. DO NOT GIVE THESE FULL-SIZE PRODUCTS OUT BEFORE THE PARTY TAKES PLACE!

YES OR NO GAME

Ask each of your guests these questions and give each guest five points for each “yes” answer.


1. Do you have earrings?
2. Do you have blue eyes?
3. Do you have red hair?
4. Are you over 5’6” tall?
5. Are you wearing nail polish?
6. Are you wearing a gold chain?
7. Do you have a ten-dollar bill in your possession?
8. Are you wearing a dress?
9. Do you have red shoes on?
10. Are you over 35 years old?
11. (Be honest) Do you have a hole in your sock?
12. Are you wearing a Timex watch?
13. Are you wearing a shoe size larger than 8?
14. Are you wearing running shoes?
15. Do you have a crown on any of your teeth?
16. Have you come here in a blue car?
17. Are you wearing glasses?
18. Does your outfit have buttons?
19. Do you currently live in the state you were born in?
20. Do you live in the house you grew up in?
21. Did you get up before 7:00 a.m. today?
22. Did you wash dishes before you came here today?
23. Did you kiss your husband today?
24. Did you kiss your boyfriend today?
25. Did you kiss both of them today?
26. Have you ever been in an airplane?
27. Did you go to church last Sunday?
28. Are you a former Tupperware party host?
29. Are you willing to help your host succeed in her sales goals and host your own Tupperware party? For booking today, you will receive the Host Gift Specials that are currently available.

Now have all the guests add up their scores, and award the guest with the most points a special gift of your choice.

Food Ideas for Super (Tupperware) Bowl party

January

- Football-shaped loaf with dip inside (Chef Series dip) – Using an oblong pumpernickel loaf, trim angles on two opposite side using a serrated bread knife so that the loaf is no longer rounded, but football-shaped. The pieces cut off can be cubed and used for dipping!



- Hot dogs with condiments served in Serving Center Set (chopped onions, chili, relish, pickles, shredded cheese, sauerkraut (rolls can be stored in base of set))
- Baked beans, chips and fruit salad in Impressions Bowl set
- Football cake

Games/Activities

- Have guests wear anything with their favorite team's name or logo on it (jersey, hat, pin, whatever). Most original display of team spirit wins a prize.
- "Punt, Pass & Return" Game: The room will be divided into 2 teams. Beginning with the team that the hostess is *not* on, a prize will be handed to a "player." A football trivia question will be asked. If the question is answered correctly, that player gets to keep that prize. If not, that player must toss the prize to a player on the opposite team. The other player then has an opportunity to answer the question. The prize gets passed back and forth between teams until the correct answer is given. This game can be played with more than one prize, and the prizes will vary in size and retail value, depending on the difficulty level of the question. The team that has the most prize-winning players at the end of the game will move onto Super Bowl – each player will receive a token gift for playing. The opposite team will also receive token consolation prizes.
- "How Well Do You Know the NFL?" Game: Not as difficult as it sounds! Give an index card or piece of paper to each guest, along with a pen, and allow 30 seconds for each guest to list as many NFL teams that come to mind in that time. The guest with the most teams on her list wins a prize. A bonus round can also be played: "Who won last year's Super Bowl?" (Make sure you know the answer, of course.) If men are present, ask them to be teammates with their wives/girlfriends on this one (or things could get ugly!).



“I LOVE TUPPERWARE!” A Game for Parties in February/around Valentine’s Day

As soon as everyone is seated and you have everyone’s attention (you might want to let “stragglers” know that you’d like their attention for a moment), explain that you will be playing a really fun game throughout the entire demonstration/class, in the spirit of Valentine’s Day (or because you can “feel so much love in the room” – this will get a laugh – if you play this any other time of year). Grab a large Tupperware bowl (Open House Chip ‘N Dip or large Impressions) that you’ve filled with different-colored paper hearts (colored copier paper or construction paper work). Explain that every time you say the word “TUPPERWARE” at any time during your demonstration, **anyone** who responds “I LOVE TUPPERWARE!” will get to choose a heart from the bowl. Whether it’s the first person to say it, or the person who only remembers because the person sitting next said it, everyone who says it gets a heart. At the end of the demonstration, the person holding the most hearts will win a prize. Then, add the “subliminal” incentive that it’s amazing how competitive women get in this kind of game, and how the seemingly straight-laced, prim and proper ones are usually the ones who go out for blood in this game...always gets a few embarrassed chuckles (there are a lot of us who are **very** competitive when it comes to games of any kind)! The prize you award is your choice – it might be an item you received as part of a Surprise Pack, or a product you received free as an award, or perhaps a key chain or magnet...anything you deem appropriate.

Begin your demonstration now, beginning with introducing yourself and giving a brief “Tuppermonial”, then introducing and thanking the host for hosting a TUPPERWARE party. Next, have the guests all introduce themselves, and then begin doing your demonstration or class. Be sure to sprinkle your demonstration with dating bids and recruiting bids, all the while using the word TUPPERWARE liberally.

At the end of the demonstration, have all the guests count their hearts ... the one with the most wins. If you used different-colored hearts, you may choose to give a prize to the one who holds the most of one color (i.e., pink or red). If you choose, you can also give consolation prizes (Tiny Treasures):

- to anyone who “wears their heart on their sleeve.”
- to anyone whom recently had his or her heart broken.
- to anyone who owns the album Sgt. Pepper’s Lonely Hearts Club Band by the Beatles
- to anyone who can find room in their heart to invite you to their home to do a Tupperware demonstration or custom kitchen organization!

If you play this game at any other time of year, you can use tickets (like the ones we use at Rally, they can be purchased at Staples or party stores) instead of hearts. You can also modify this game to make it a little fairer to everyone (especially those who are so rapt with your demonstration that they forget to say “I LOVE TUPPERWARE!”), by having everyone write their name on one side of the heart they’ve drawn. Then, at the end of the demonstration, have everyone return their hearts to the bowl (make sure everyone has written their names on their hearts); have the host draw a heart – the name she draws is the winner of the prize.

*Another quick game you can play is to dump a bag of Conversation Heart candy into a small bowl or container, counting them as you put them inside. Pass this container around, allowing each guest to guess the number of candies inside. The person who comes closest without going over wins the container and the candy inside.

THE GREEN GAME

(For March/St. Patrick's Day theme parties)


Award 10 points for each item a guest has with them:

- Green earrings
- Green wallet
- Green sweater
- Green pen
- Green eyes
- Green candy
- Green button
- Green notebook
- Green dress
- Green necklace
- Green blouse
- Green ring
- Green shoes
- Green money
- Green purse
- Green Tupperware

Bonus points:

- Wearing green anything.
- Have a green carpet at home.
- Have a green appliance at home.
- Ate a green veggie today.
- Drive a green car.
- Live in a green house.
- Would like earning lots of green cash with a part-time job

Reward the person with the most points with a green piece of Tupperware (if you have one; otherwise, any color will do!).



DON'T COUNT YOUR CHICKS BEFORE THEY HATCH!!!
(A game for springtime, around Easter)

This game is to get the guests at your party to date a party with you. Try it – you and they will like it! You will need one dozen plastic eggs in six colors (2 each of pink, blue, green, yellow, purple and orange, or any six colors you can get your hands on). You will need more than a dozen eggs if your host tells you that more than twelve guests will be in attendance, so plan accordingly. Place inside each egg a piece of paper that entitles the bearer to a prize (see list below or choose your own), and let each of the guests pick an egg. Remember – tell your host not to choose whichever color egg contains the “party,” you don’t have to tell her what’s inside the egg, just not to choose that particular color. She’ll understand after the game. Don’t allow the guests to open their eggs until everyone has picked one.

EXPLAIN THE GAME TO THE GUESTS BEFORE THEY PICK THE EGGS!!! Give them the choice of playing or not, but be sure to tell them about the other prizes inside the eggs. Explain to all that by booking a party, they will earn free gifts and most of all, they will be helping their host reach her sales goal for her party.

These are some ideas of prizes that can go inside the eggs:

PINK EGGS: “You are going to book a party today for your host!”

BLUE EGGS: “You won’t pay sales tax on today’s order!”

GREEN EGGS: “Sorry, this egg is rotten –please choose another!”

ORANGE EGGS: “You just won a prize! A free Tupperware magnet/key chain/Tiny treasure!”

YELLOW EGGS: “You just won \$1.00 off your order today!”

PURPLE EGGS: “You just won \$2.00 off your order today!”

Idea: Place these eggs into an egg carton, close it, and place it where the guests can see it during the demonstration – let them wonder what it’s for.





MAY IS TUPPERWARE BIRTHDAY MONTH!!!

You'll want to generate as much business as you possibly can every May, because it's Tupperware's Birthday ... but **YOU** and your customers and hosts get the gifts! What a great birthday present!

Why not put a "birthday" spin on your parties this month? Wear a silly cone-shaped party hat, make use of one of those party noisemakers, whatever comes to mind...the wackier, the better. Your guests will really get a charge out of this ... tell them that it's Tupperware's birthday, and you're celebrating!

Wrap one piece of Tupperware (or more) that you'd like to auction off as a prize in colorful birthday wrapping paper. Using the format mentioned in February's "I Love Tupperware" game (see page 24), play the "HAPPY BIRTHDAY, TUPPERWARE!" game. Every time you say the word "Tupperware" during the course of your demonstration, anyone who responds (enthusiastically), "HAPPY BIRTHDAY, TUPPERWARE!" gets a ticket. The winner of the "birthday present" can be determined either by the number of tickets they are holding at the end of the demonstration, or by way of a Chinese Auction (names written on the back of each ticket, then do a drawing).

A food idea for this theme is to ask the host to bake enough cupcakes for all the guests. Ask her to buy or make frosting (her preference), but not to frost; tell her that you will transfer the cupcakes into your Rectangular Cake Taker when you arrive, and that everyone will be able to decorate their own cupcakes with the Gourmet Decorator and toppings (that you may or may not provide in Classic Sheer Midgets).

Another cute idea is to place a Tiny Treasure and Citrus Peeler in a "Goodie Bag," sets of which are very inexpensive at party supply stores. Give each guest a "Goodie Bag" when he/she comes to you to close out their order. Use this as an opportunity to date or recruit that guest! And, wish everyone a Happy Birthday when you thank them for their business...because when it's Tupperware's birthday, everyone gets to celebrate it!



FUN IN THE SUN PARTY

For the summer months

Have the party poolside, or at a lake or park with a shady picnic area! Be sure to bring your sunglasses, sunscreen and bug spray!


Food ideas:

- Lemonade in Impressions Pitcher
- Ice Water in the Water Filter Pitcher (ice in the reservoir)
- Cut fruit in the Serving Center set with ice in the base to keep fruit cool, chocolate dipping sauce in the center bowl.
- Angel food or sliced pound cake in one of the cake takers to accompany the fruit.
- OR: Make the Summer Quilt Cake (recipe follows – have Host bake cake a day ahead, you decorate at the party)

Games and activities:

Award prizes to the guest who has

- The “cutest” eyeglasses (rhinestones on them, horn-rimmed, brightly-colored, etc.)
- The most “summery” outfit
- A pretty summer hat.
- A handheld electronic fan (because she’s cool)
- A bathing suit (wearing it or in her possession)
- A towel
- An umbrella





DINNER IN A PUMPKIN



INGREDIENTS

1 medium pumpkin

2 lbs. Ground Beef [Add 1 1/2 tablespoons dry Onion Soup mix seasoning & 2 teaspoons Chef Series Simply Garlic seasoning while cooking the ground beef. Drain & set aside.]

1 small onion, diced AND 2 sticks of celery, diced, 2 tablespoons butter,
1/4 c soy sauce, 2 T. brown sugar

1 4-oz can sliced mushrooms (drained)

1 can cream of chicken soup

2 cups hot cooked rice



DIRECTIONS

Pre heat oven to 375 degrees.

In Rock 'N Serve Medium Deep, place 2 cups rice and enough water to cover. Microwave on high for 13 minutes and set aside to cool.

Cut a lid for the pumpkin. Paint on a face with a magic marker or apply stickers when pumpkin is finished cooking.

Use the Ice cream scoop to remove the seeds and pulp. Shave off excess stringy pulp. Clean outside of pumpkin and rinse inside of pumpkin with cool water.

[Make sure no soap gets inside of pumpkin while cleaning, as it will affect the taste!]

Using the Quick Chef, dice onions and celery. Put the 2 tablespoons butter and diced veggies in a Rock 'N Serve Medium Shallow container with cover on, vent cap. Microwave on High for 3 minutes. Set aside.

Use E-Series Can opener to open cans. Mix soy sauce, brown sugar, mushrooms and soup in Large Mixing Bowl or Thatsa Bowl.

Add cooked veggies to bowl.

Add rice to mixture in bowl.

Add 2 lbs. of pre-cooked ground beef mixture. Stir everything well.

Spoon the mixture into the pumpkin. Place in a medium pan. Bake 1 hour until the pumpkin is tender. Scoop out to serve.




Goes well with a salad and another veggie of your choice. Or, why not serve inside tortillas! Maybe just add some Ranch Style beans!

Eating from the pumpkin makes for a FUN, conversation piece at the dinner table. ENJOY!


**ORANGE PEELER SALE
ONE-DAY EVENT**

_____, 20__



It's Record Breaker Time again,
The time to do my best.
I have a goal in my mind,
And your help will do the rest!
I've included for you an orange peeler,
So stop and have a treat!
Look what great things we have for you,
They really are quite neat!

Because my goal is so high,
And you are so kind,
I am giving you the deals below
Just for helping ease my mind!




MAKE YOUR OWN DISCOUNT
Call from 9-10 am...receive 15% off!
Call from 10-11 am...receive 10% off!
Call from 11-12 pm...receive 5% off!

Pay for your order with a credit card at the time of placing your order and receive a free gift!

Date a party when you call and you'll receive any item or set from of the full-line catalog at 25% off!

Share the catalog with your friends...collect \$175 or more in orders, and you can select any item or set from the catalog at 50% off!



I CAN'T WAIT FOR YOUR CALL!!
(Your name here)
(Your phone # here)
(Your e-mail address here)
Shop on-line at
[my.Tupperware.com/\(your name\)](http://my.Tupperware.com/(your name))
(Discounts not available on-line, but you can view the catalog and call me with your order!)

SHAPE-O-TOY RELAY RACE

Great for parties with mothers of young children
or holiday-themed parties.

1. Split your guests into two teams.
2. Give each team a Shape-O-Toy. Each person on the team has to take out each shape and put them back into the Shape-O-Toy.
3. The first team to finish wins!

SANTA CLAUS IS COMING TO TOWN

Instructions: Give each guest a sheet of paper and have them follow the instructions below. Tell the guests they must draw the following items with their eyes closed ... no peeking!

Draw a circle for the body.

Draw a smaller circle for the head.

Draw his left leg.

Draw his right arm.

Draw his nose (on his head).

Draw a boot on his left leg.

Draw his right leg.

Draw his jolly round eyes.

Draw his toy sack beside him.

Now draw his beard.

His foot is cold - draw a boot on his right leg.

Draw is left arm.

Now draw some presents in the sack.

It's very cold outside – Santa needs his gloves on his hands and a hat on his head!

Points:

10 points if Santa's legs are in the right place.

15 points if Santa's nose is on his head.

20 points if Santa's boots are on his feet.

25 points if you put eyes on his head.

30 points for Santa's sack.

35 points if Santa's gloves are on his hands.

40 points if the presents are inside his sack.

45 points if both arms are attached to his body.

50 points if his beard is on his face.

75 points if his hat is in its proper place.

Now, total the points and award a gift to the highest scorer. For scoring, you can even have them give their drawing to the person next to them (that way, there is no arguing about points).

